



Wind turbine inspection and maintenance, Norway
© 2025 Petzl Distribution - Vuedici.org - Siemens Gamesa - RES - Kvittfjell Wind Farm



Underground drill machine maintenance
© 2025 Petzl Distribution - Remi Flament - Robodril

VERTICALITY LIGHTING

2026 PROFESSIONAL CATALOG



Access
the
inaccessible®



For over 50 years, Petzl has been putting superior tools and technical solutions in the hands of our customers. We provide them with necessary PPE and purpose-built equipment designed to exceed expectations and meet their needs in the field, so they can do their best work. Our know-how and expertise is unmatched, and it allows our communities to access their inaccessible in whatever vertical environment they work in, day or night.

For 2026, our teams have once again poured their heart, skill, and energy into creating innovative products designed to meet the needs of those whose work requires total commitment day in and day out. As always, our goal is to be your first choice in equipment every time you gear up for a job. This commitment shines through not only in our products, but also in the technical expertise we provide to all of our communities — and we won't be stopping anytime soon!

The Petzl Team


[We Are Petzl](#)

[Petzl Across the Globe](#)

[Our Pillars](#)

[Corporate Social Responsibility](#)

[Key New Products](#)



VERTICALITY

- [General Principles of Work at Height](#)
- [Rope Access and Confined Space](#)
- [Tree Care](#)
- [Energy and Networks](#)
- [Framing and Roofing](#)
- [General Rescue Principles](#)
- [Self-Rescue](#)
- [On-Site Rescue](#)
- [Technical Rescue](#)
- [Cable Lift Evacuation](#)

[ePPEcentre Application](#)

- [Helmets](#)
- [Harnesses](#)
- [Lanyards and Energy Absorbers](#)
- [Mobile Fall Arresters](#)
- [Connectors](#)
- [Descenders](#)
- [Rope Clamps](#)
- [Pulleys](#)
- [Anchors](#)
- [Ropes](#)
- [Packs and Accessories](#)
- [Kits](#)
- [Customizable Products](#)

LIGHTING

- [A Range for Every Use](#)
- [The Petzl Difference](#)
- [Brightness and Burn Time](#)
- [Potentially Explosive Atmospheres](#)
- [Water Resistance and Rating](#)
- [Headlamp Specifications](#)

- [Powerful and Intelligent Headlamps](#)
- [Compact and Durable Headlamps](#)
- [Ultra-Compact and Versatile Headlamps](#)

[Petzl Solutions for Outdoors and Tactical Operations](#)

[The Petzl Foundation](#)

[Petzl.com](#)

We are **PETZL.**
This is how we see the world.

We are committed to **creating safer places.**
For those who **work and play**
in the vertical and dark worlds.
For those who want **to access**
their own inaccessible every day.
We are **independent** and completely
free to choose our own endeavors.
To maintain **industrial excellence,**
paying attention to our impact.
To be pioneers in the pursuit of
perpetual innovation.
Sharing, educating, building. **Together.**

This is how we see the world.
We are **PETZL.**




Access
the
inaccessible®

“Accessing the inaccessible” is the driving force behind everything you do, whether you are moving towards a summit or descending into darkness. You’re determined to get to ever-greater heights and through ever-deeper shadows. And you’re always searching for better tools to do it: tools with superior performance, tools that are more reliable, tools so comfortable and ergonomic that they disappear into your hand. At Petzl, we share your determination. We’ve built our entire design and manufacturing philosophy around exceeding your needs in the field. It’s what we’ve been doing for 50 years, and what we’ll continue to do for years to come.



Access the inaccessible video



Petzl Across the Globe

Petzl is a family business that, over the years, has become the largest European manufacturer of personal protective equipment for those who work and play in darkness or at height. All of our products are invented and developed at our headquarters in the heart of the French Alps.



Key Stats

An International Presence

55 The brand is present in over 55 countries.

85% of sales are made internationally.

9 More than 9 million products are sold every year.

10,000,000

10,000,000 people use Petzl personal protective equipment every day.

● Headquarters in the French Alps, in the town of Crolles.

●●● Subsidiaries and sales agencies: Austria, Benelux countries, China, Denmark, Finland, France, Germany, Italy, Japan, Norway, Spain, Sweden, Switzerland, UK and USA.

●●● Petzl Distributors

1,100 employees across the globe.

4 4 production sites, 3 in France and 1 in Malaysia.



© 2020 Petzl Distribution - Stéphane Candé



© 2020 Petzl Distribution - Stéphane Candé

Our Pillars

The Values That Motivate Us

For 50 years, Petzl has been built around four pillars, four fundamental values that motivate every decision we make: remaining a stable family business, encouraging innovation to imagine the best solutions, insisting on industrial excellence with the goal of zero defects, and remaining engaged with our communities by providing global best practices.


Learn more about each of our pillars.

1

Family Ownership



Sébastien, Paul, and Olivier Petzl




Fernand Petzl and Daniel Gagneur in front of a scaling pole

Our story begins in the 1930s in southeastern France

That was when craftsman Fernand Petzl was introduced to caving. Back at his workshop after each excursion to the depths, Fernand imagined new tools for exploring darkness and heights. In 1968, he marketed his first products; in 1970, Petzl was born.

For decades, the Petzl family has built a stable environment that fosters creative solutions and industrial excellence. The new generation is rooted in these principles and ready to make new discoveries.

The Petzl family business is not listed on the stock market. We're proud of our independence; we make our own choices, take responsibility for our decisions, and maintain a long-term, sustainable vision for the future. The confidence and satisfaction of our customers, our dealers, and our partners drives everything we do.




© Coll. Petzl

Fernand in his workshop



© 2024 Petzl Distribution - Lafouche



© 2023 Petzl Distribution - Vuedis.org

Innovative Spirit



© 2020 Petzl Distribution - Sam Blé

Innovations That Challenge Convention

With the introduction of the first headlamp in 1973, the legendary GRIGRI assisted blocking belay device in 1991, and the MAESTRO rescue descender in 2019, Petzl ingenuity has always pushed standard practices forward. Since the creation of Petzl in 1970, our objective has always been to make progressing in dark or vertical spaces safer and more comfortable.

Going Farther


As passionate pioneers, we delight in creating new opportunities for our users to venture into ever more committing terrain — to go farther and higher, to work more efficiently, to maximize safety and to make what was inaccessible today accessible tomorrow.

Simplicity, Durability, Efficiency

In every tool we design and construct, we prioritize simplicity, durability, and efficiency. For Petzl, being a pioneer has meant 50 years of passion, expertise, innovation, and continuous improvement. This approach to our craft and our business has allowed us to serve as a global expert, as we did in 2006 with the conception of the EXO personal escape system. At the request of, and in collaboration with, the firefighters of New York City, we were able to design an efficient solution that would allow easy escape in critical situations. It's an achievement that has been recognized with several awards, including best invention of the year by Time Magazine.



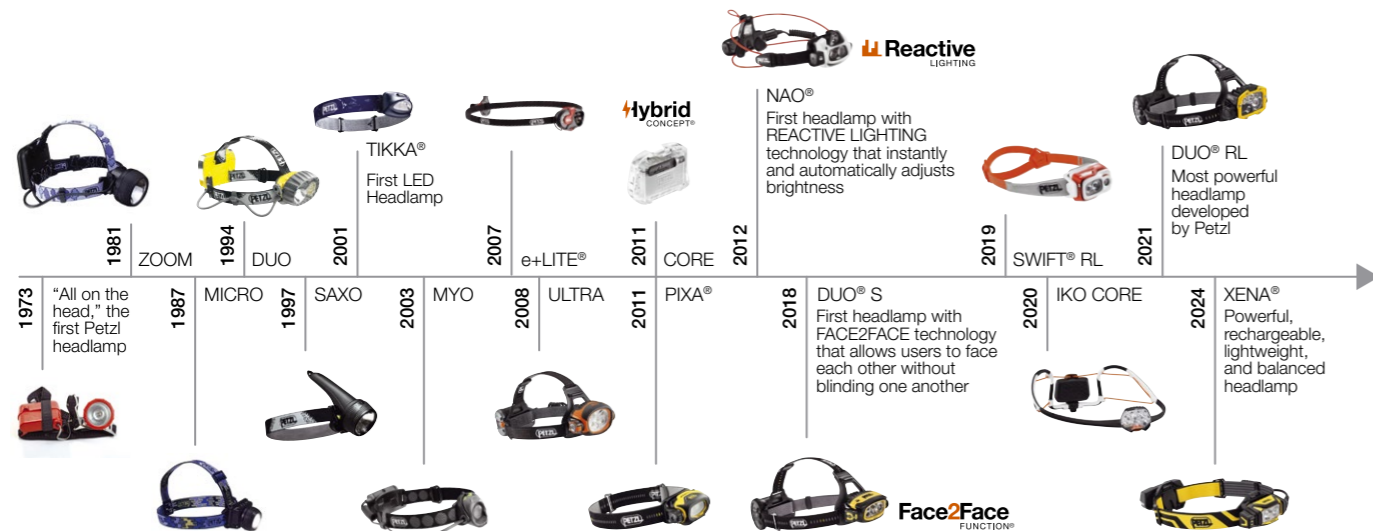
© 2020 Petzl Distribution - Alex Lopez



© 2022 Petzl Distribution - Vuedici.org

© 2019 Petzl Distribution - James Roh

The Evolution of Petzl Headlamps



Industrial Excellence



© 2020 Petzl Distribution - Stephane Candé

Beyond the Standards

We have a deep responsibility to the people who trust us with their lives, and we develop, test, and qualify all of our products above required standards. Our design center, based in France, integrates all crafts that are related to the creation of products: mechanical, textile, electronic, optical, and technological. From the design and prototype phases, the reliability of a product and the safety of the user are continuously evaluated, with particular attention to risks of use.

With labs dedicated to product testing, we conduct dynamic fall and impact resistance tests, perform cyclical testing, and evaluate performance, as well as beam quality and burn times of our headlamps. This process includes rigorous field testing in order to test the ergonomics and reliability during real-world use.

Zero Defects - PPE (Personal Protective Equipment)

Reliability is at the center of our concerns: our goal is for our products to consistently function at the same level of excellence. Our objective is to allow zero defective products to leave our facilities, which involves processes with significant extra costs at every stage of production.

As we navigate an increasingly globalized economy, we go to great lengths to support our distributors and dealers, and we are heavily involved in the fight against counterfeit products.

Production and Inspection

Petzl's production sites are located in France, in the towns of Crolles, Eybens, and Rotherens, as well as in Rawang, Malaysia. Remaining competitive and keeping the majority of our production in France means that we continuously optimize our production lines and reduce our waste. This production infrastructure is complemented by long-term partnerships with key suppliers in Europe and Asia.

Our purchasing and quality control teams work closely with suppliers, ensuring to the best of our abilities, product reliability and quality that meets or exceeds our strict requirements. Quality inspection is present throughout every step of the production process: machine inspection of operations, human inspection at key points, further reinforcement by error-proofing systems and final individual inspection of each product.

We regularly audit the methods, quality management systems, and CSR practices (Corporate Social Responsibility) of our suppliers and strategic partners, especially when it comes to their employees.



© 2023 Petzl Distribution - Stephane Candé



© 2024 Petzl Distribution - Lafouche



© 2023 Petzl Distribution - Vuedici.org

Community Engagement



© 2024 Petzl Distribution - Petzl Rope Trip APAC Edition - Rockcamp International CO., Ltd

Using Our Expertise to Serve Communities

Sharing technical knowledge and appropriate product uses is at the heart of what we do at Petzl. We produce high-quality technical content that is available to everyone and utilized by the different communities that we serve. With a focus on maximizing safety, this content is updated and enriched throughout the lifespan of our products to keep our customers informed and moving forward while they practice their sport or do their job.

International Collaboration

Across the world, we have partnerships with iconic athletes, influential figures, professionals who work in extreme conditions, NGOs, certifying bodies, and training centers operated by leading experts in the field. These collaborations help us co-create a world where we can all learn, share, and flourish. They also make it easier to promote best practices and standard uses. At the heart of our collaborations is always a passion for exploration, for a job well done, and for the pursuit of the inaccessible.



The Petzl Foundation, An Integral Part of Petzl

Through the Petzl Foundation, we support and initiate projects that help prevent accidents, preserve the environment, and improve knowledge of the natural world around us.

[More information about the Petzl Foundation](#)

We strive to use every available asset to progress sustainable development at Petzl. Some of those assets are rooted in the stability and values we've inherited from being a family-owned business; others have developed as best practices as our industry evolves. We're harnessing these factors to help drive the transition towards a less impactful economic model, and more than ever, to enable safer progression for all our stakeholders in a world threatened by climate change and social inequality.

"Urgency drives us to innovate and rethink our processes. By fostering creativity and showing resilience, we can collectively find new paths — ones that are more in harmony with the world around us."

Sébastien Petzl, Director of CSR

Four Actionable Commitments

At Petzl, we're focused on four commitments that respond to the primary concerns of over 2,000 of our internal stakeholders (employees, subsidiaries, family shareholders) and external stakeholders (clients, users, suppliers, associations, and NGOs). We are manifesting these four commitments through hands-on projects with measurable outcomes.

- Reduce our carbon intensity
- Reduce, reuse, and recycle our waste
- Improve our employee satisfaction
- Improve the labor conditions of our suppliers



1

Focus On a Few Key Figures From 2024



© 2021 Petzl Distribution - Jeremiah Watt Photography

Our Commitment to Sustainability

1% Each year, Petzl invests 1% of its revenue to reduce its environmental impact and make its operations more sustainable.

Giving Materials a Second Life

100% 100% of our industrial waste is now repurposed.

21 metric tons Since 2024, 21 tons of rope scraps have been given a second life — either transformed into recycled nylon or used as padding material.

Reducing Plastic Packaging

87.5% We reduced our plastic packaging by 70 tons, from 80 tons in 2021 to 10 tons in 2024.

Packaging — A Major Step Towards Zero Plastic

For the past five years, we've been committed to an ambitious project: eliminating plastics from all our packaging. This time, the packaging for our VERTEX and STRATO professional helmets have been completely redesigned with sustainability in mind.

After years of research, we've implemented a plastic-free packaging solution. The new design replaces a plastic protective cover with a removable sheet made of virgin fiber paper, which is 100% recyclable. The reinforced packaging is open on the sides so customers can see the helmet color and the shelf display function has been updated. We also improved the stackability of the packaging, reducing volume by 30% during shipping.

Our helmet packaging went from using 12 metric tons of plastic to using zero plastic — saving approximately 92 metric tons of CO₂ per year.

2

Repairability

Repairability is a major challenge today, as we strive to consume less and extend the lifespan of products. At Petzl, we've implemented a repair program that includes easier access to spare parts and repair services. But we've taken it a step further: with the new RIG descender, repairability was built into the very heart of its design.

Repair

Extending the Usable Life

One key objective of our spare parts program is to extend the usable life of our products. Please note, this does not refer to extending the maximum lifespan of a piece of equipment. Instead, it means that by replacing a worn or broken part on a product, we can avoid throwing out a product that can still be made functional.

Spare Parts

You can now visit this section on the Petzl website to find a complete list of available spare parts, including detailed descriptions and product compatibility. Depending on the part and product category, there are two ways to access spare parts:

- Order spare parts directly: Approximately 80% of parts are available to resellers on the Petzl Dealer website, or through an authorized distributor for end users.
- Parts that require confirmation by our After Sales team: for safety or compliance reasons, certain parts are not available for direct order. For PPE (Personal Protective Equipment), it's crucial to ensure that you've selected the correct spare part and that it is installed correctly.

The RIG Is Now Repairable!

Petzl is now working to identify which components experience the most wear during the product design phase to make future repairs easier. The new RIG descender is a perfect example — it's available in a repairable version. To meet the demands of intensive use and provide a more sustainable solution, the cam and axle can now be replaced using a repair kit (sold separately).

Spare Parts

VERTICALITY

LIGHTING



© 2025 Petzl Distribution



© 2025 Petzl Distribution

NEW
2026

Key New Products



Fall-Arrest and Work-Positioning Harnesses

The range of VOLT fall-arrest and work positioning harnesses are getting a big update this year, now with four models to meet the needs of those who work on towers, antennas, and wind turbines. International and European versions remain part of the range, and a VOLT LIGHT model is making its debut, providing a more lightweight option by omitting LADDER CLIMB ventral attachment points.



VOLT® LIGHT
European Version
International Version



VOLT® WIND
European Version
International Version



VOLT® WIND
OFFSHORE
European Version
International Version



VOLT® WIND OFFSHORE
International Version



Work Seat for VOLT®

Tree Care Harnesses

For years, the SEQUOIA harness has been the gold standard for arborists, offering a wide variety of accessories, as well as unmatched comfort and support when climbing and moving within the canopy. New for 2026, the updated SEQUOIA and SEQUOIA PLUS harnesses allow users to efficiently access the canopy with either a moving or stationary rope system.



SEQUOIA®



SEQUOIA® PLUS



SEQUOIA® Shoulder Straps



STERNO



Attachment bridge



Knottable
attachment bridge



RING M



FIRSTAID Pouch
for First Aid Kit



© 2025 Petzl Distribution - Lafouche

Ascenders for Progression

Our new ascenders just keep getting better — offering greater compactness, and improved efficiency for movement along a rope, whether you're tree climbing or working in rope access. Prepare to be impressed.



PANTIN CLICK



KNEE ASCENT KIT



KNEE GRAB

NEW
2026

Key New Products

Mobile Fall Arresters

Always seeking innovation and striving to provide the best solutions for our users, we've improved our ASAP and ASAP LOCK mobile fall arresters (along with the associated ASAP'SORBER energy absorbers) for more efficient fall arrest and greater ease of use!



Descenders

Our RIG descender for rope access is getting a makeover this year, becoming more ergonomic, practical, easy to use, and compact. A major update in 2026 is the introduction of a repairable version for intensive use and even greater durability!



Pulleys

Essential for the daily operations and work of many vertical professionals, pulleys are at the heart of Petzl's expertise. For 2026, a large part of our range is being refreshed — both single and double pulleys, for a wide variety of uses.



NEW
2026

Key New Products

Packs

With our new EXPERT bags available in two sizes (40 and 55 liters), you'll have no trouble loading, organizing, and transporting all the equipment needed for a wide variety of job sites.



EXPERT 40



EXPERT 55



© 2025 Petzl Distribution - Vuedici.org

Ultra-Compact and Versatile Headlamps

Designed for professionals in trades, maintenance, and entertainment, ARIA headlamps are getting a lift this year, with increased power for the R versions and an updated CORE battery, now rechargeable via USB-C.



ARIA® 1R



ARIA® 2R



ARIA® 1R RGB



ARIA® 2R RGB



ARIA® 1



ARIA® 2



ARIA® 1 RGB



ARIA 2® RGB



© 2023 Petzl Distribution - Rémi Flament



GENERAL PRINCIPLES OF WORK AT HEIGHT

Warning

- You must have understood and retained the information from your products' Instructions for Use to be able to apply the techniques presented in this document
 - Learning appropriate techniques and methods of protection is your own responsibility
- Petzl solutions are given for information purposes only, with no guarantee of their effectiveness in your specific working situation. The relevance of these solutions varies by context, so always carry out your own risk assessment in the field.
- Mastering the techniques presented here requires specific training and practice. Work with a specialized organization for all of your training activities

General Information About Falls

The risk of falling is a key concept to master when working at height. The severity of a fall depends on independent factors:

• The weight of the user, including equipment

The greater the weight, the more energy to be dissipated during the fall.

• The length of the fall

The longer the fall, the more energy to be dissipated during the fall. The risk of hitting an obstacle is also greater.

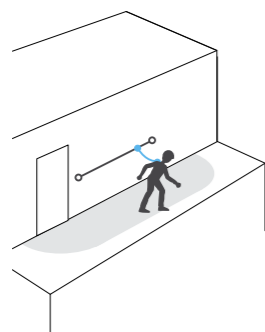
• The position relative to the anchor

When the worker moves above their anchor, the severity of the potential fall increases. The fall factor concept is sometimes used to describe the worker's position relative to the anchor and the severity of the fall. This concept applies to climbing, restraint, or work-positioning situations, when a dynamic rope lanyard is used.

Precautions for the type of system used:
the Instructions for Use specify the limitations on use of equipment, particularly in terms of fall distance and the worker's position relative to the anchor.

Restraint


A restraint system limits the work zone, to help prevent the worker from entering an area that may present a fall risk. This system is not designed to arrest a fall from height.



Fall Arrest

The fall-arrest system is a belay system that is independent of the means of progression or work positioning.

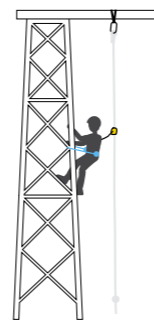
The fall-arrest system prevents the user from falling to the ground in the event of a fall. Its role is to arrest the fall while limiting the impact force experienced by the user. It must therefore be used with enough clearance to allow for an unobstructed fall.



Work Positioning

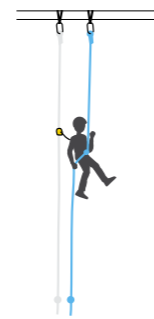
A work-positioning system supports the user and allows them to be precisely positioned with the weight on their feet. This system is not designed to arrest a fall; the user must keep their body weight on the positioning system.

The work-positioning system must be used together with a fall-arrest system.



Suspension

The user is working while suspended when they no longer have any weight on their feet, but are supported primarily by the harness. The load is thus shared between the waistbelt and the leg loops/seat.



Impact Force

A fall-arrest system helps limit the impact force sustained by the user.

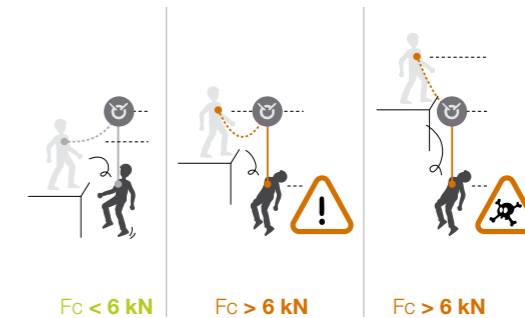
It is typically made up of an energy absorber that tears in order to limit the forces over a given stopping distance.

A dynamic rope lanyard has a low capacity for energy absorption. Its use requires taking great precautions: reducing the potential fall distance and staying in a work position below the anchor.

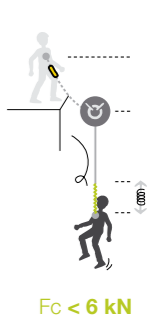
A webbing lanyard or a cable with no capacity for energy absorption cannot be used to arrest a fall.

Example for 100 kg

JANE or PROGRESS lanyard without energy absorber



Lanyard with ABSORBICA-I or Y energy absorber



Clearance


Clearance is the minimum amount of clear space below the user that prevents the user from hitting an obstacle in the event of a fall.

Clearance takes into account:

- Weight of the user
- Length of the fall
- Tearing length of the energy absorber
- Average height of the user
- Safety margin of 1 meter

Clearance Value

The tearing length of the energy absorber, depending on the fall, can only be known based on the manufacturer's information; this is why a clearance estimate is suggested in the Instructions for Use for each fall-arrest device.



i+ To learn more about calculating clearance, see the technical information available at Petzl.com

PETZL.COM

Anticipating the Means of Rapid Evacuation

• Limiting the effects of inert suspension

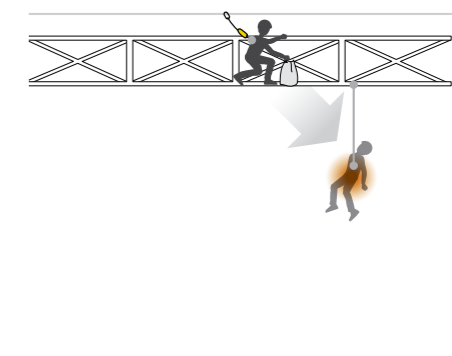
In the event of a fall where the worker loses consciousness or is incapacitated, inert suspension in the harness presents a mortal danger requiring an urgent response. Work teams must be equipped and trained to quickly evacuate an injured team member.

• Evacuating a victim without assistance

Procedures for evacuating workers should be determined whenever a new worksite is established.

Releasable systems can be created when installing work ropes to allow evacuation from below.

Working alone must be prohibited: a worker may find themselves alone at height, but at least one person trained in evacuations should be present and equipped on site.



ROPE ACCESS AND CONFINED SPACE



PETZL SOLUTIONS



STRATO® VENT



ASTRO®




PODIUM



RIG®



ASAP® LOCK



ASAP® SORBER AXESS

NEW 2026



MINI TRAXION



ASCENSION



PANTIN CLICK

NEW 2026



EXPERT 55

NEW 2026

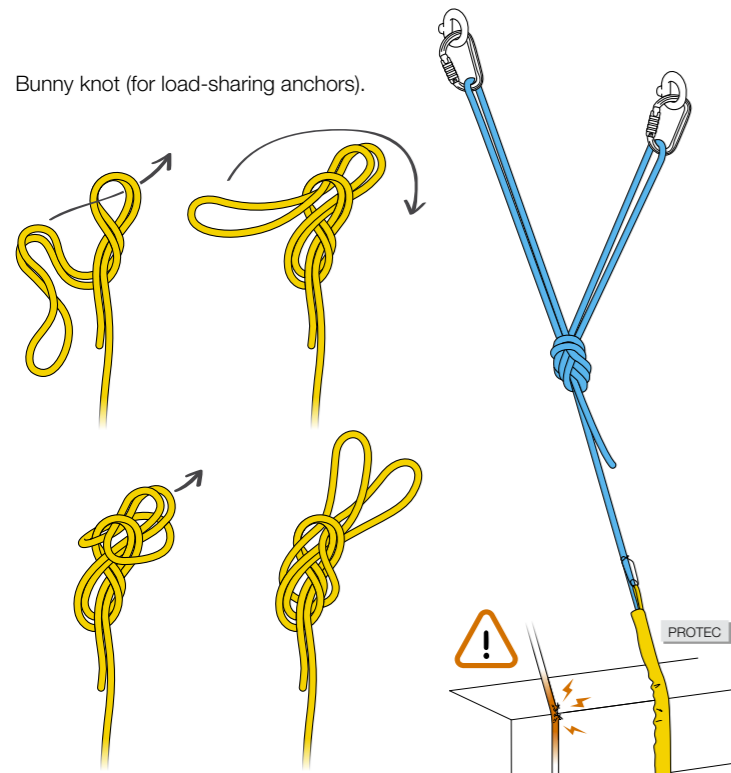


Rope Access

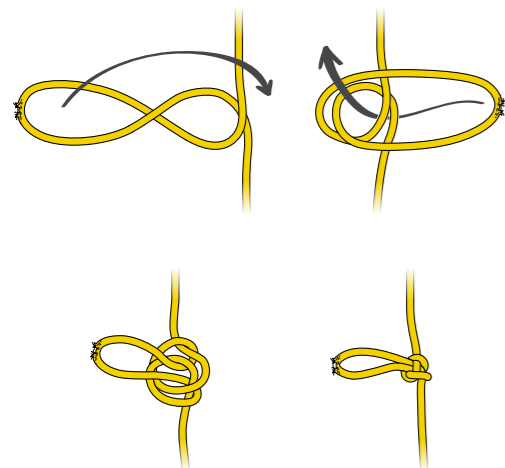
Installing Ropes

Load-sharing anchors with the rope.

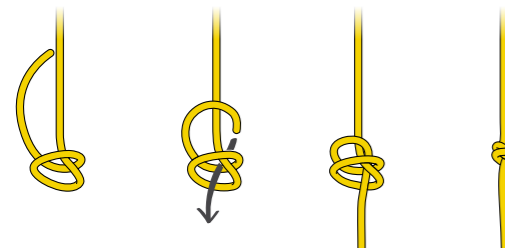
Bunny knot (for load-sharing anchors).




Special case: isolating a section of damaged rope with a butterfly knot.



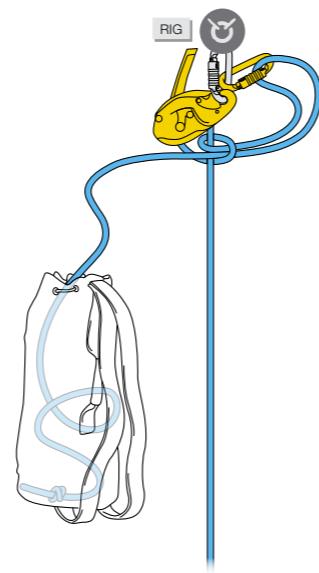
Stopper knot.



Fixed anchor.

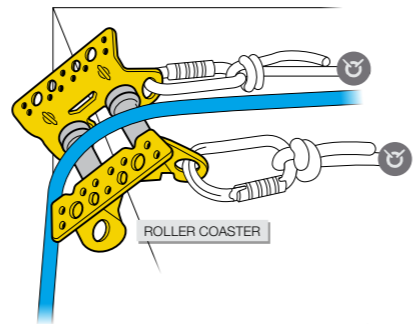


Releasable anchor.

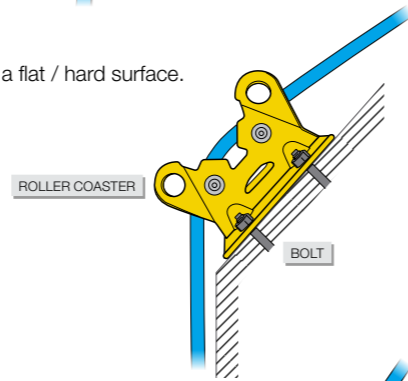


Protecting the Rope

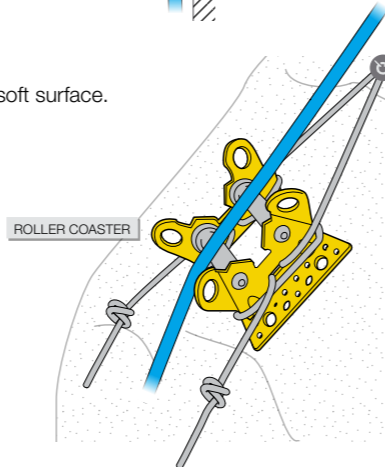
On an angle.



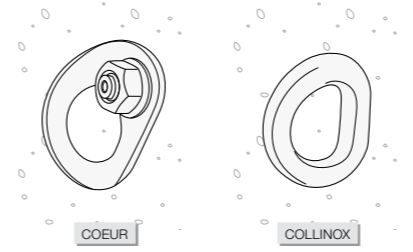
On a flat / hard surface.



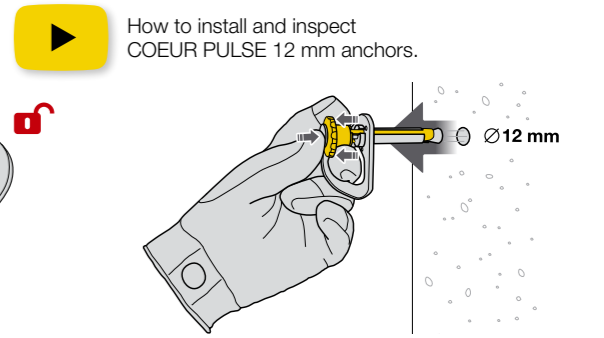
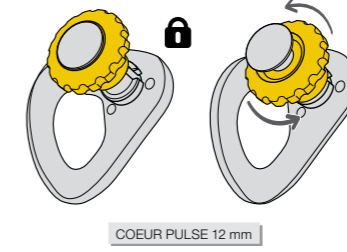
On a soft surface.



Permanent anchors.



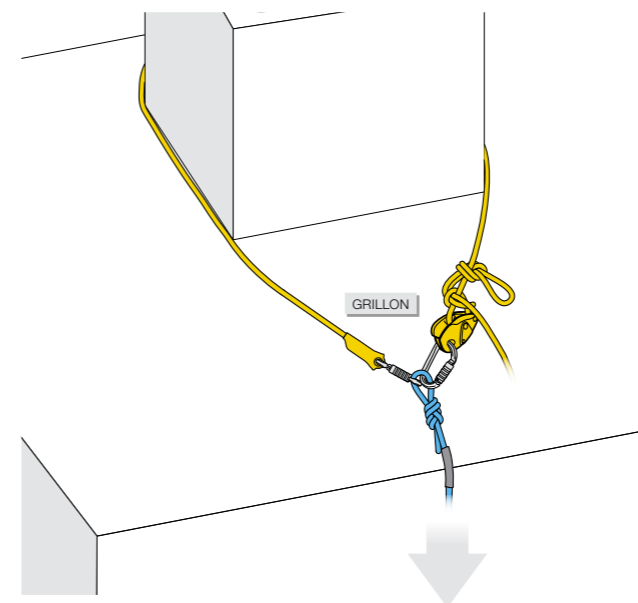
Temporary anchor.



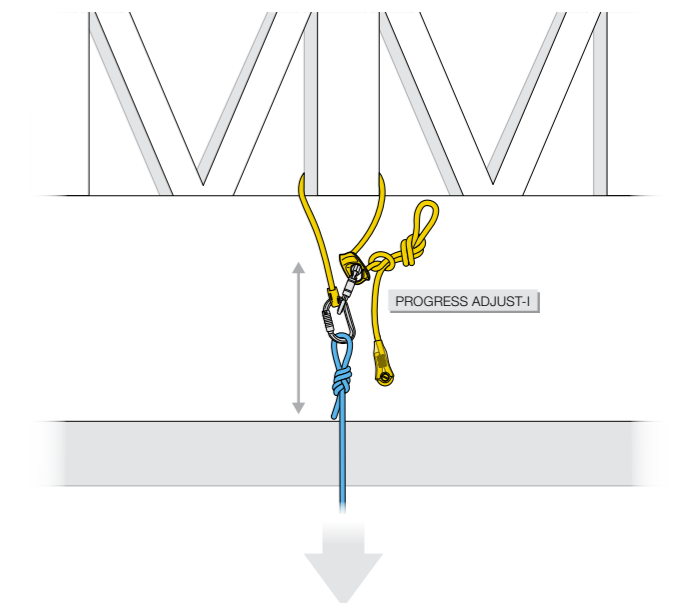
Temporary adjustable anchors.

To wrap around an existing structure by precisely adjusting the length of the anchor.

Large structures.

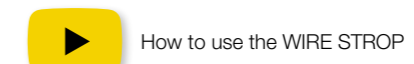
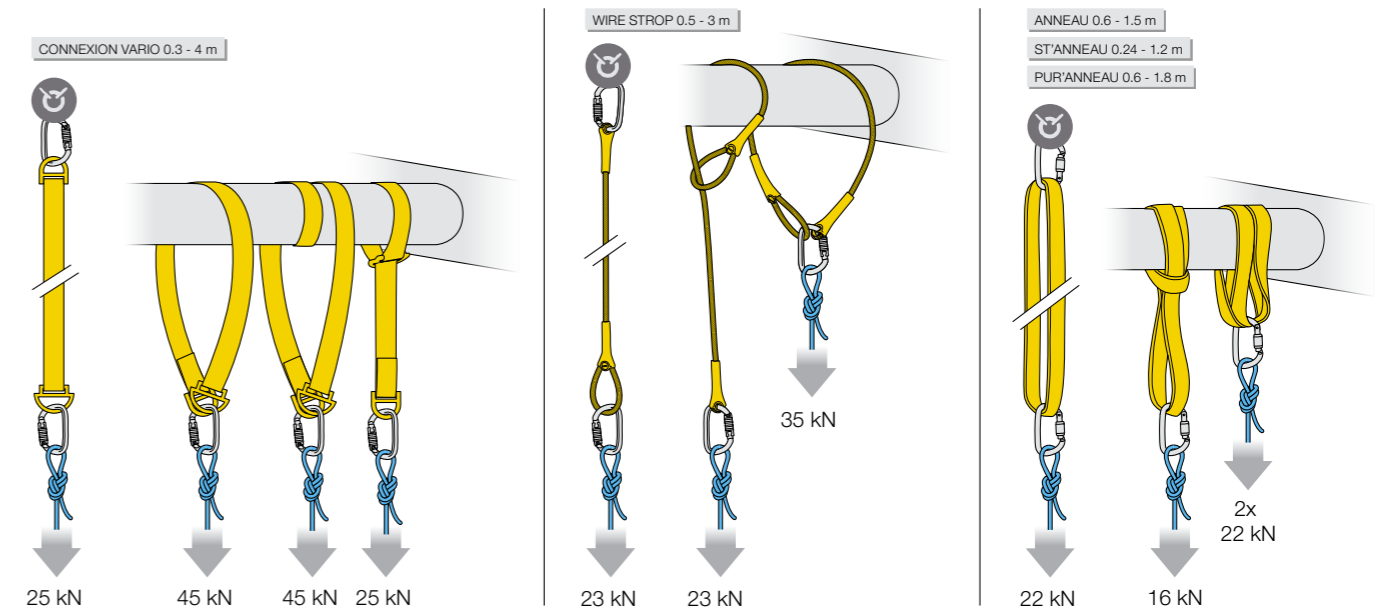


Structures requiring specific positioning.

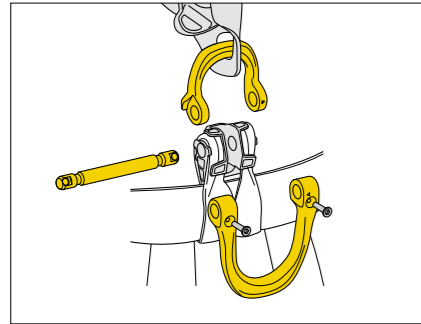


Temporary anchors with multiple configurations.

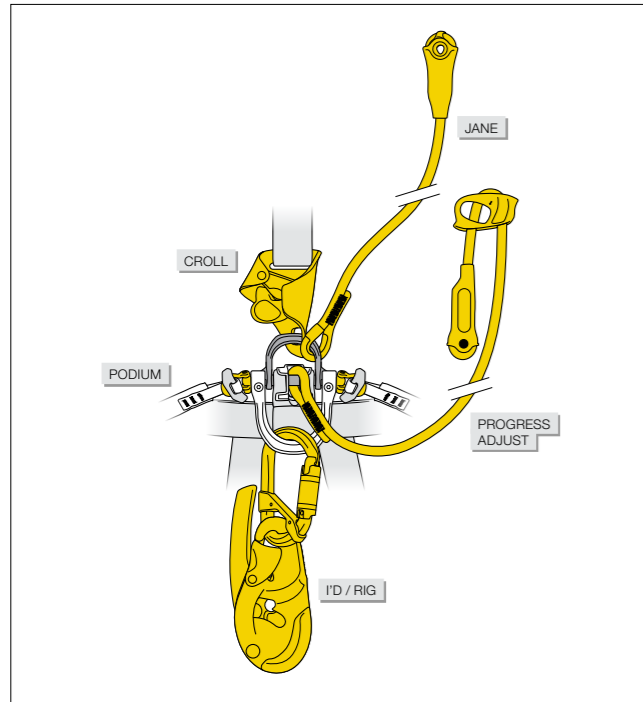
To best adapt to a situation, whether by connecting directly to the anchor, or connecting to a structure by wrapping around it or using a choker hitch.



Gated ventral attachment point on ASTRO harnesses



The ventral attachment point on ASTRO harnesses is gated for optimal integration of equipment.

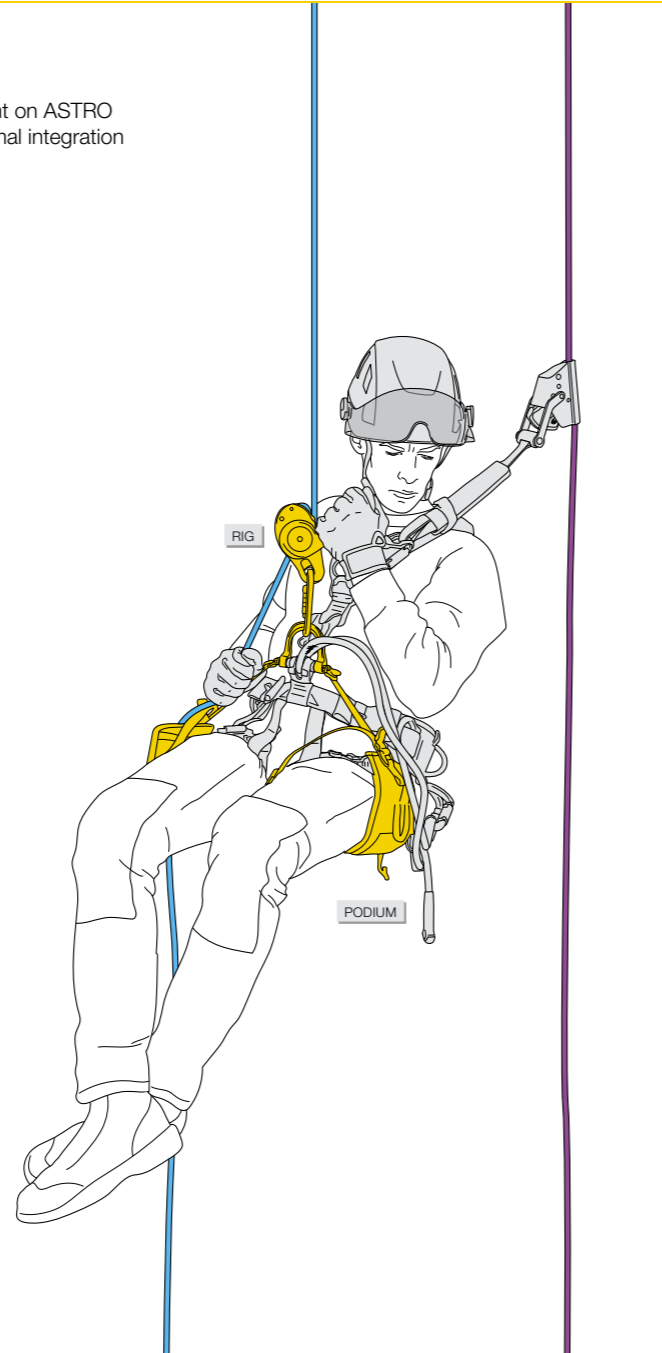


The CROLL ventral rope clamp connects to the small metal D ring for greater efficiency on rope ascents.

The RIG descender attaches to the large metal D ring.

The PODIUM work seat connects to the pin with shackles, allowing a direct connection to the descender while preserving ventral attachment point mobility.

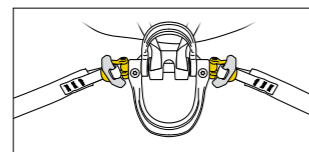
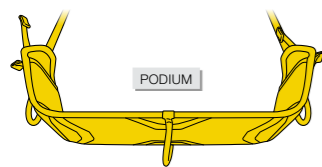
The PROGRESS ADJUST lanyard connects directly to the pin, eliminating the need for a connector. A second lanyard (the JANE for example) can be connected to the small D ring next to the CROLL.



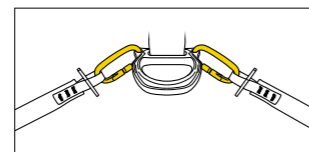
Explore all our essential tech tips in this ACCESS BOOK!
ACCESS BOOK PRO
Rope Descent System for Building Maintenance

PODIUM and LITEPOD Work Seats

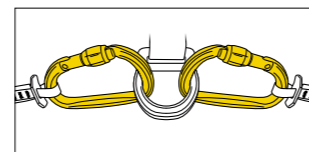
The PODIUM and LITEPOD work seats offer multiple harness connection options depending on the harness attachment point.



On the gated ventral attachment point with shackles.



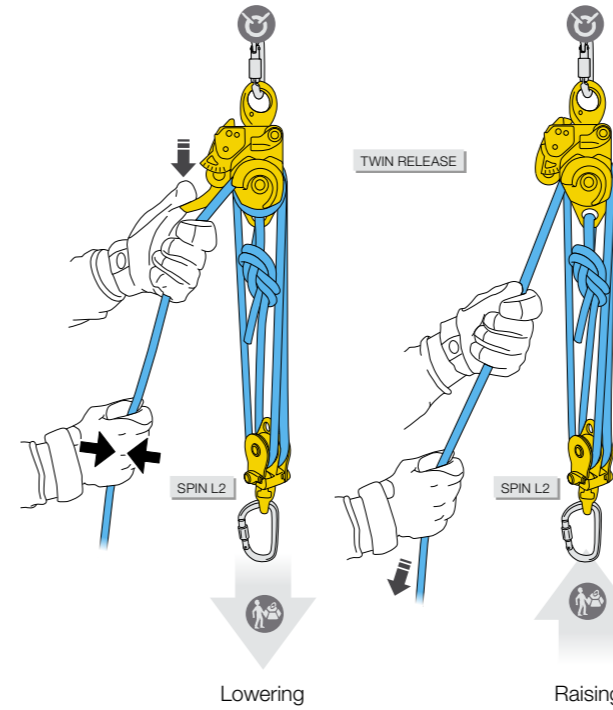
With the MINO.



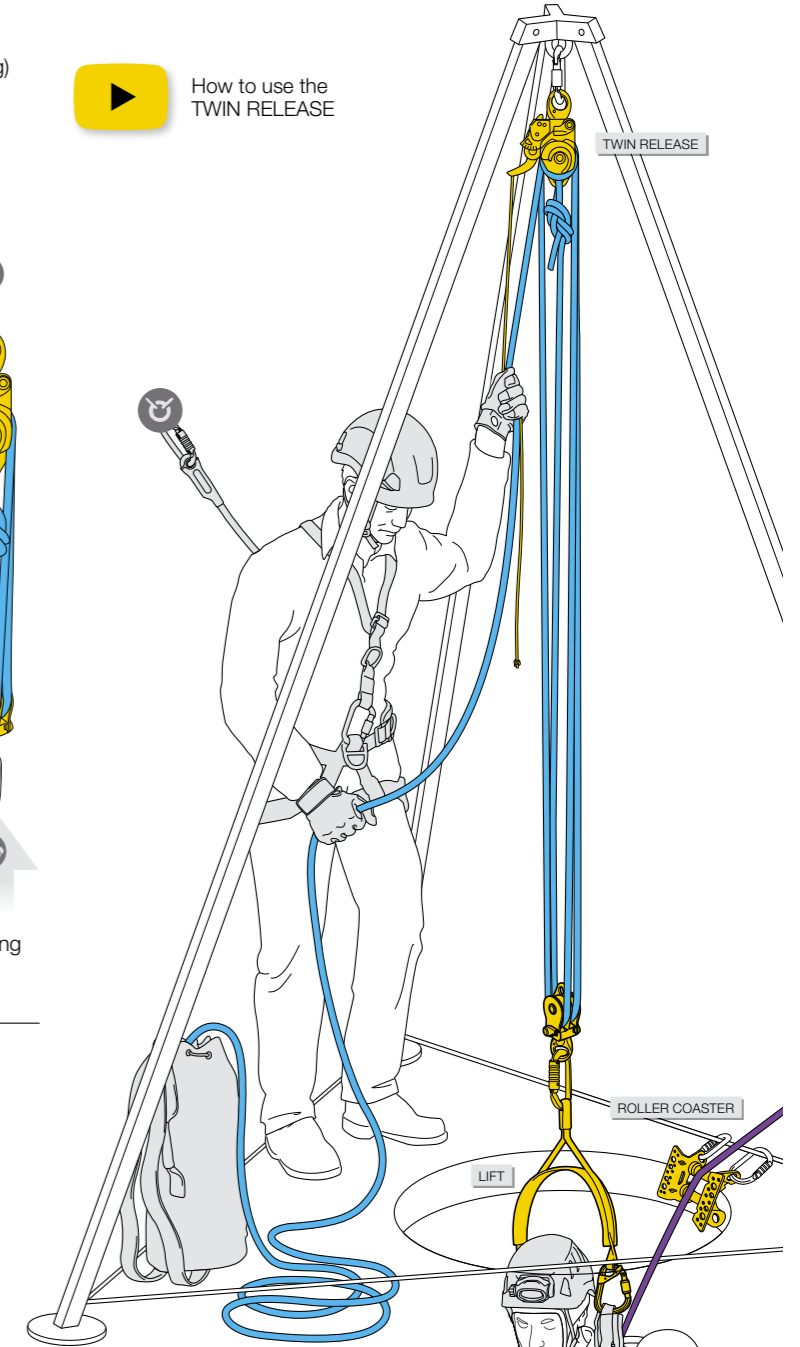
With a carabiner.

1. Combined lowering/raising system

- Advantage: quick transitions between modes (lowering/raising)
- Disadvantage: rope length is four times the travel distance

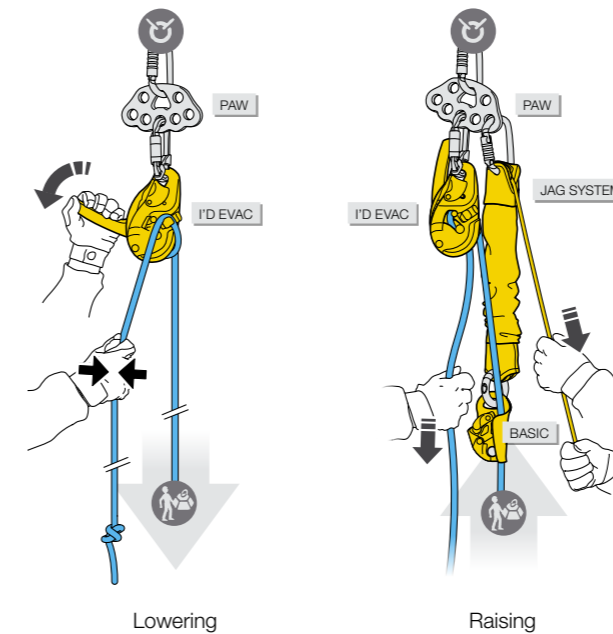


How to use the TWIN RELEASE



2. Independent lowering/raising systems

- Advantage: the length of the rope equals the travel distance
- Disadvantage: rigging is required to transition between lowering and raising



i+ For more information: see the technical tips at Petzl.com

PETZL.COM



PETZL SOLUTIONS



STRATO® VENT
+ VIZEN MESH
+ Nape protector



SEQUOIA® PLUS



FIRSTAID Pouch
for First Aid Kit



STERNO



NAJA



ZIGZAG®



CHICANE




KNEE GRAB

NEW 2026



PANTIN CLICK

NEW 2026



FLOW 11.8 mm

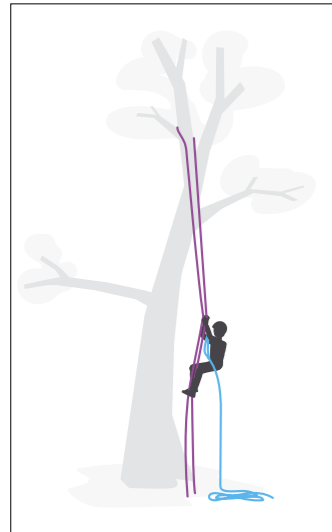


EXPERT 55

NEW 2026



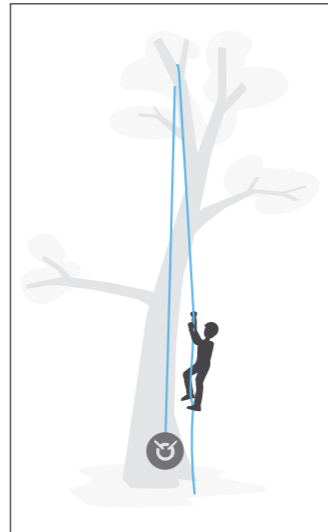
Tree Access



Doubled rope ascent technique

The arborist ascends the access rope (purple). In the event of a problem, such as a hornet attack, they can self-evacuate with the work rope (blue). A mule knot or releasable knot secures the ZIGZAG.

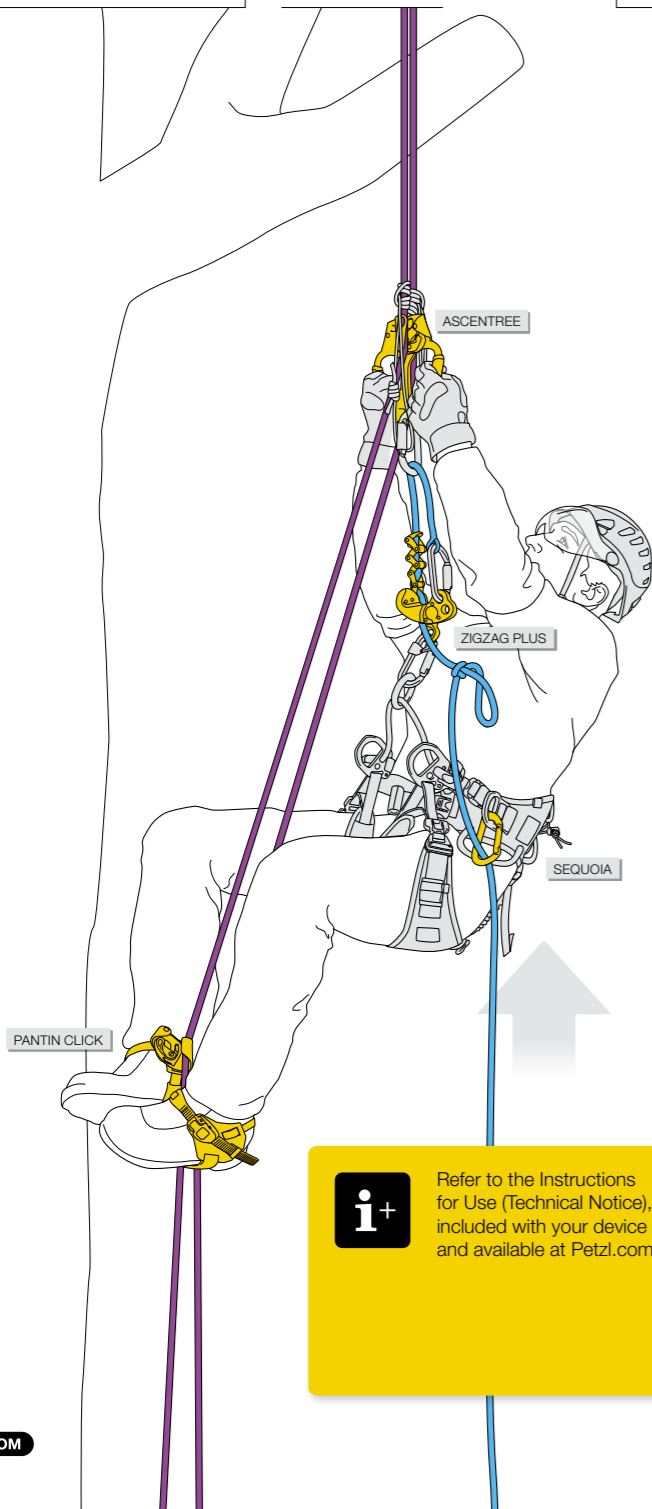
This versatile ascent technique is adaptable to many situations and allows an access rope to be available during work.



Single rope ascent technique

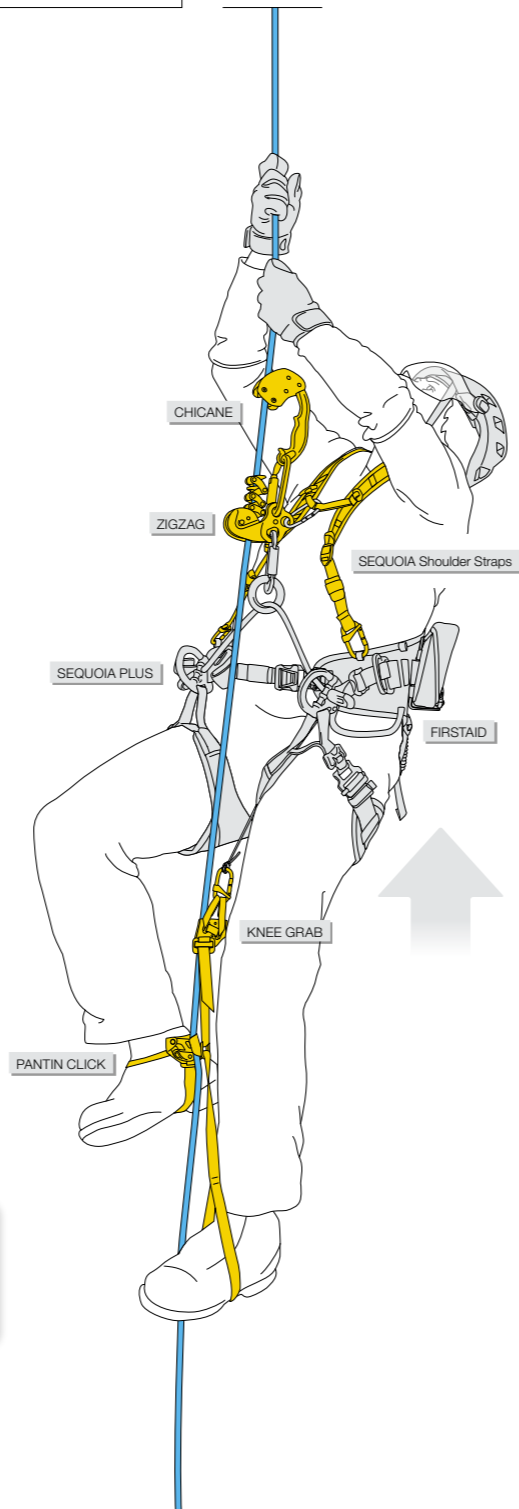
The access rope is attached to the base of the tree and runs through an appropriate anchor in the tree. It will also be used for work. On a single rope, the ZIGZAG must only be used with the CHICANE.

This technique allows for rapid rescue and efficient climbing with the KNEE ASCENT knee ascender.



i+ Refer to the Instructions for Use (Technical Notice), included with your device and available at Petzl.com

PETZL.COM

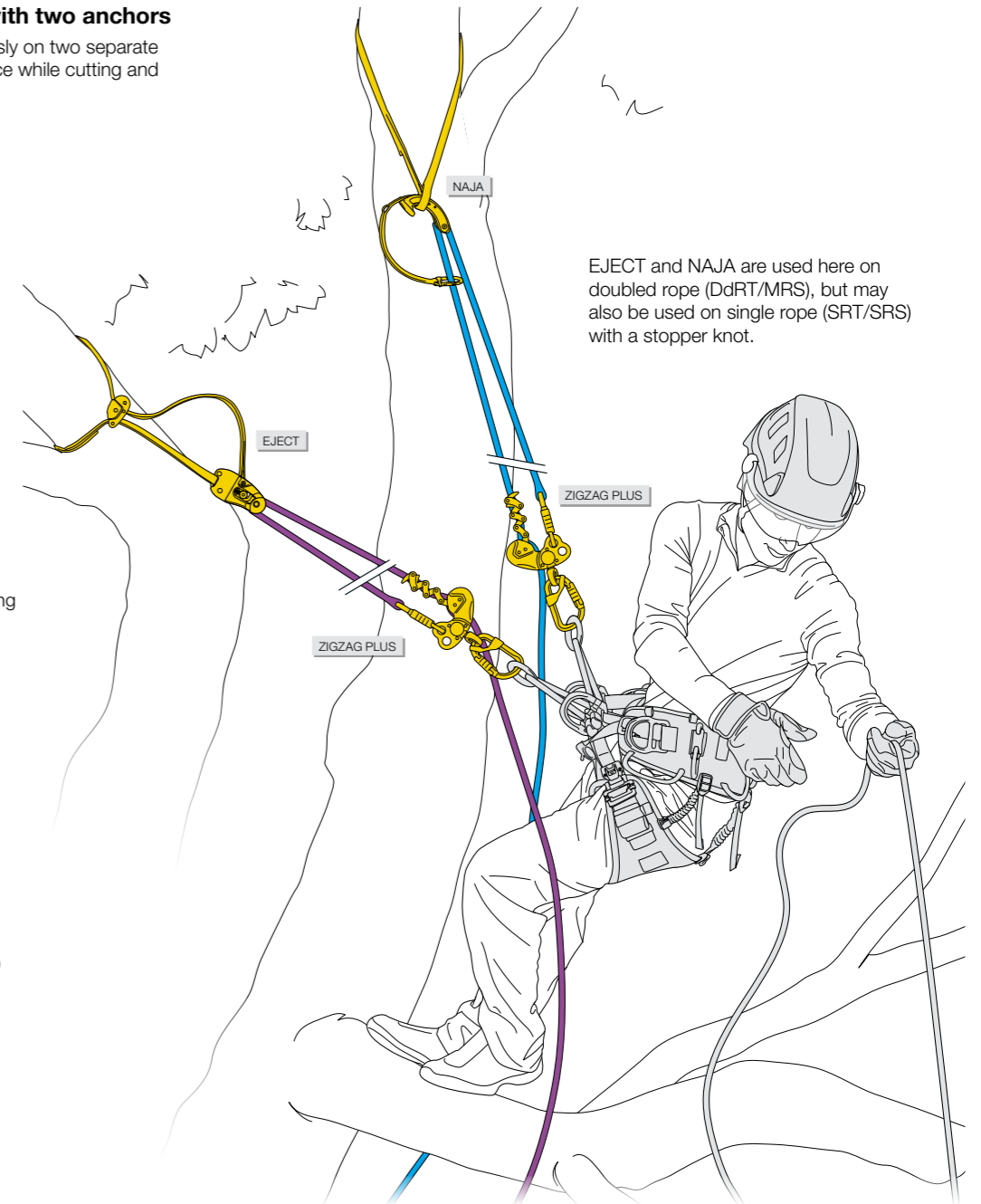


PETZL.COM

Movement Within the Tree

Moving within the tree with two anchors

Using two systems simultaneously on two separate anchors provides optimal balance while cutting and facilitates movement.



EJECT and NAJA are used here on doubled rope (DdRT/MRS), but may also be used on single rope (SRT/SRS) with a stopper knot.



How to install and retrieve the EJECT friction saver using a doubled rope system

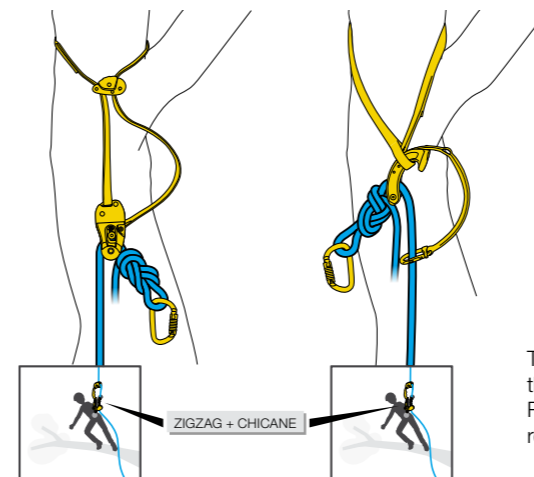


How to Use NAJA on a Single Rope (SRS)



How to Use NAJA on a Doubled Rope (MRS)

EJECT and NAJA can be used on a single rope (SRT/SRS) with a stopper knot.



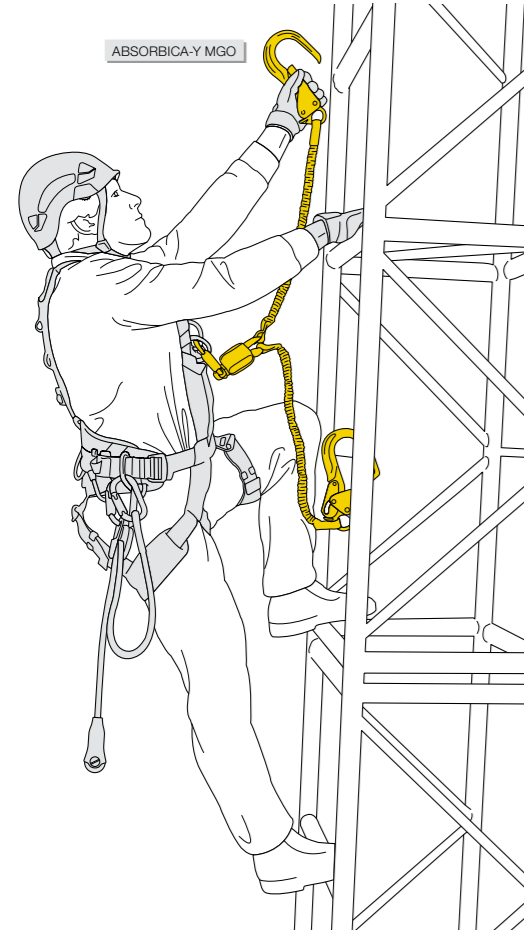
The knot can be placed to the left or right of the pulley. Reference installation and retrieval details at Petzl.com

i+ To learn more about access and progression techniques, see the technical information available at Petzl.com

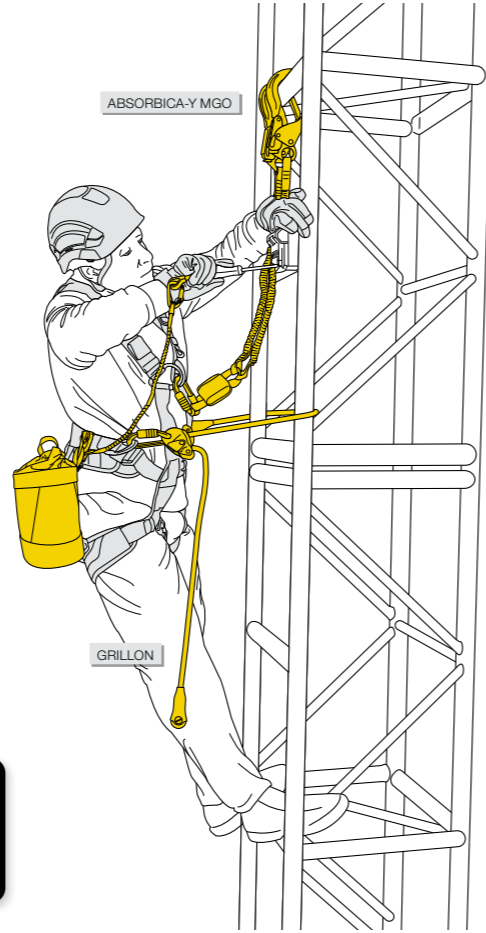
PETZL.COM



Protected ascent using a double lanyard with integrated energy absorber



Work positioning with GRILLON lanyard used in double mode



i+

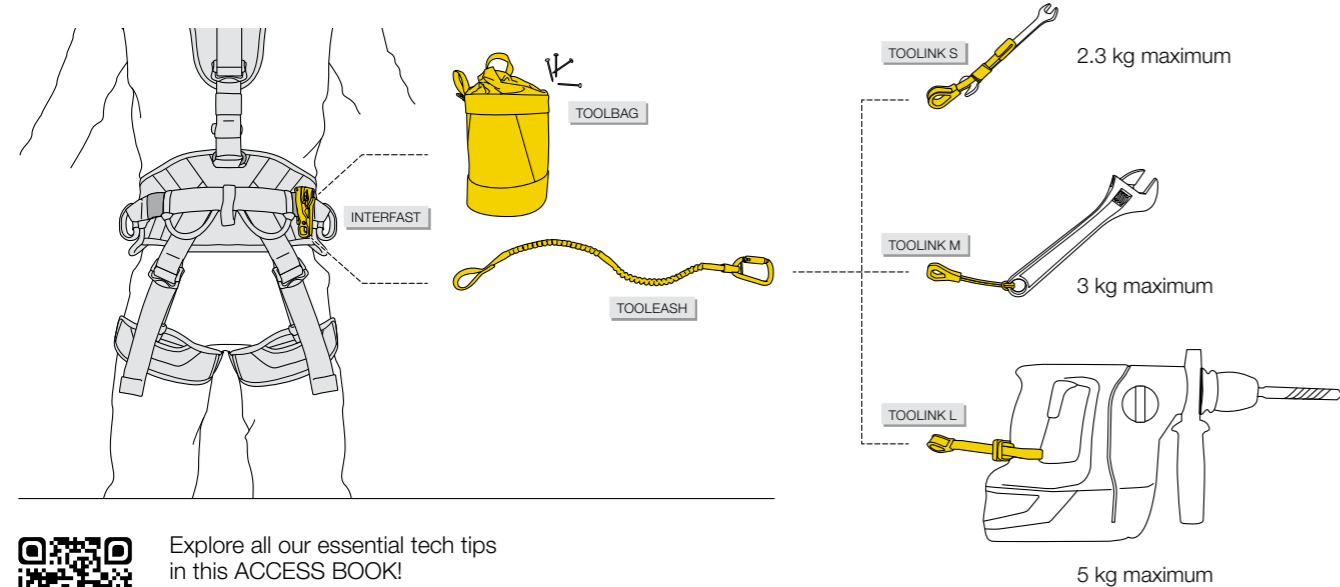
To calculate your clearance value with an ABSORBICA lanyard, see our clearance calculator at Petzl.com

PETZL.COM

Dropped object prevention solution

All products in this range allow you to adapt your setup based on the weight and type of tools that need to be tethered.

Examples of possible combinations:



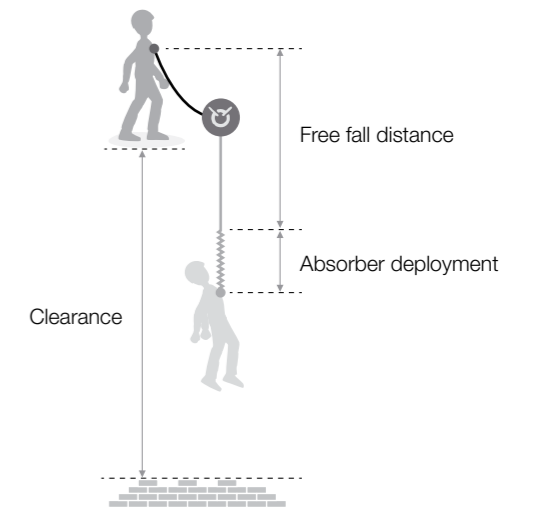
Explore all our essential tech tips in this ACCESS BOOK!
ACCESS BOOK PRO
Tower and antenna work

Reduce Fall Distance

The longer the free fall, the greater the absorber deployment will be. The required minimum clearance (distance between the user and an obstacle), should therefore be greater than those values combined.

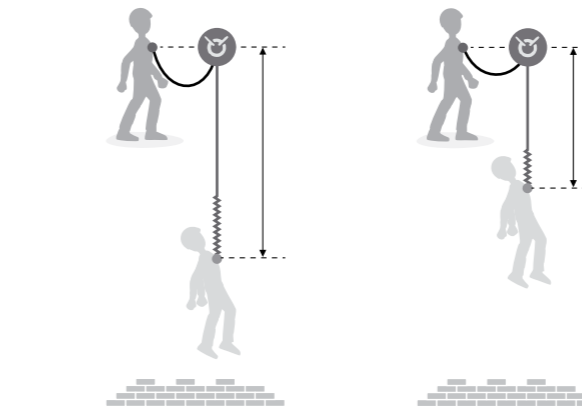
User weight, lanyard length, and position in relation to the anchor can affect these values.

It's possible to reduce fall distance before leaving the ground or once you've already started working at height.



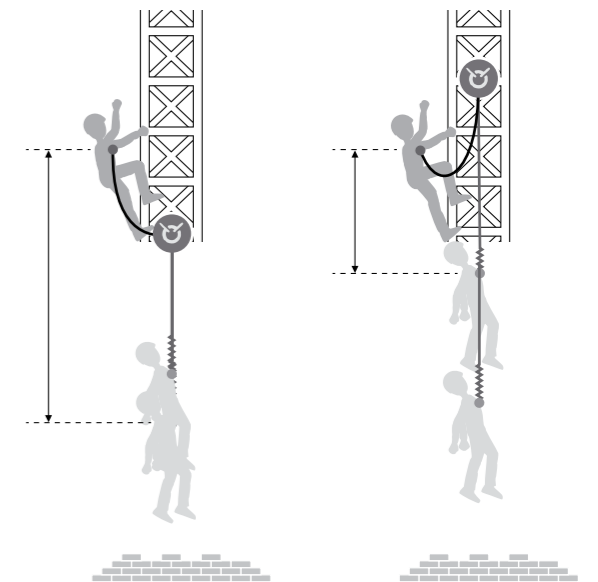
• Before leaving the ground: choose your fall-arrest system

The total length of the system determines maximum free fall distance.



• While at height: choose your anchor

The simplest way to reduce fall distance is to use the highest anchor possible in relation to your work position.



i Using an adjustable lanyard allows you to adjust the length of your fall-arrest system and therefore reduce fall distance while adapting to work situations.

ABSORBICA-I VARIO




PETZL SOLUTIONS



Framing and Roofing

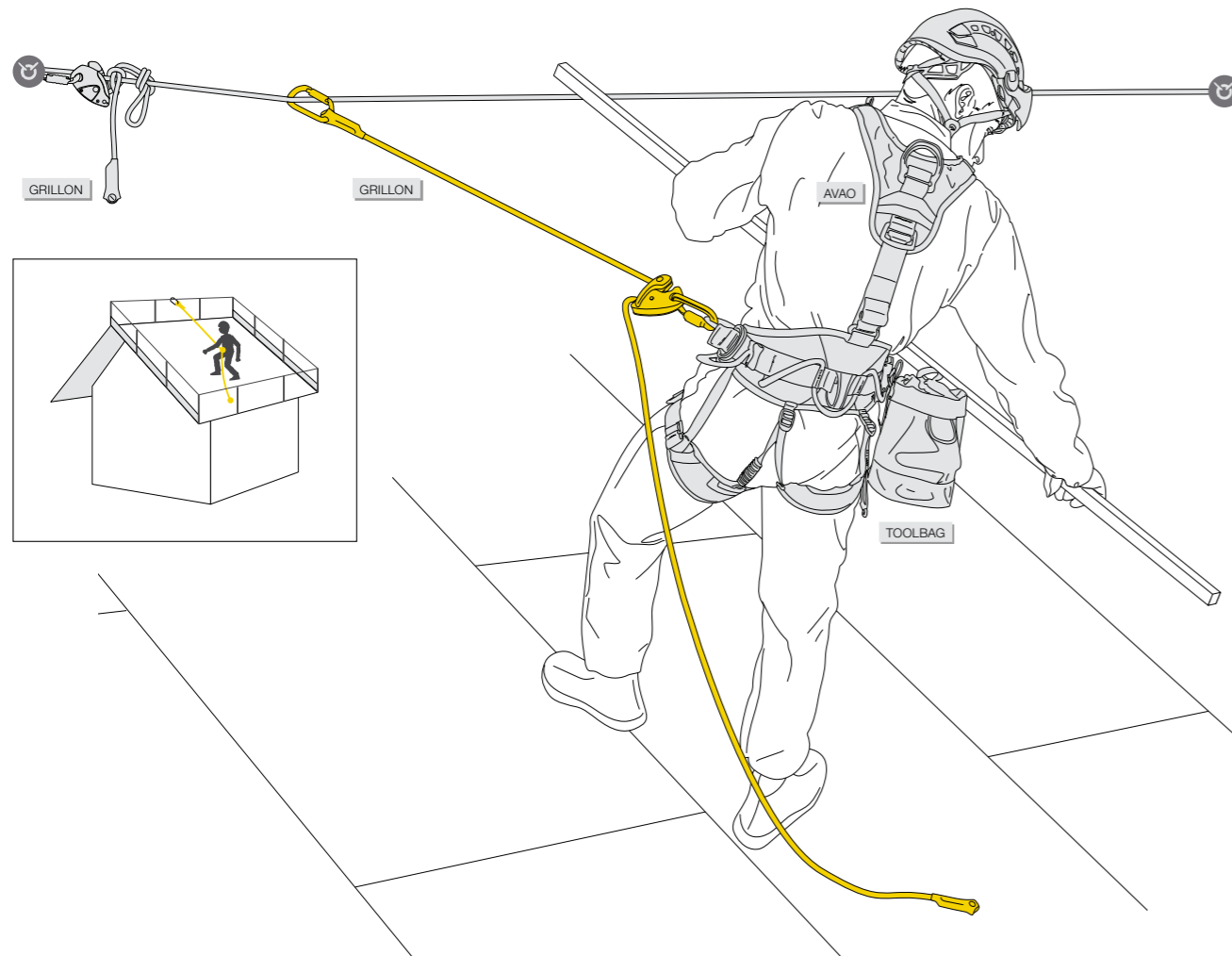
1. Roof access

Installing a rope with releasable anchor; backed up ascent with the ASAP.



2. Long-term use

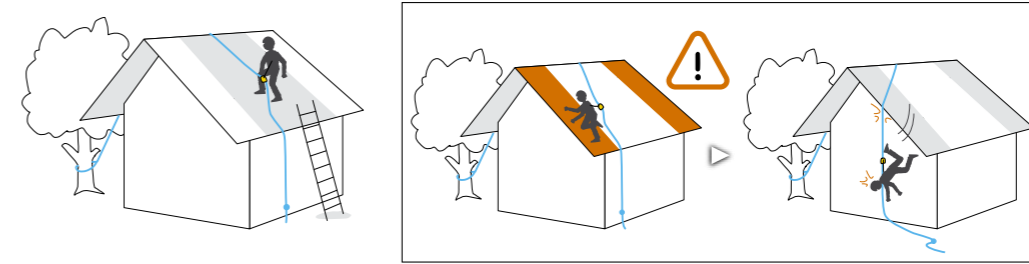
With individual positioning system and collective protection.



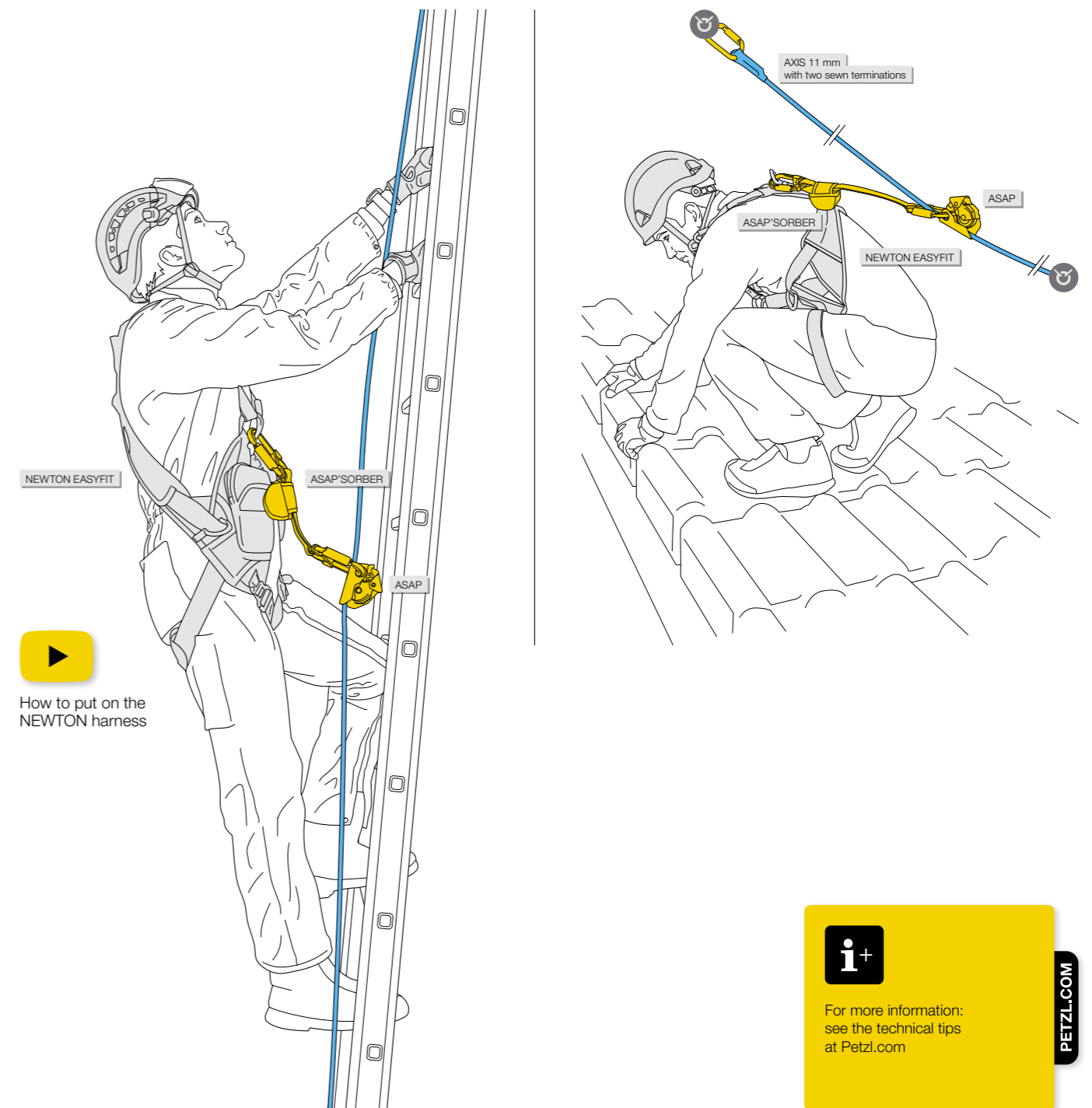
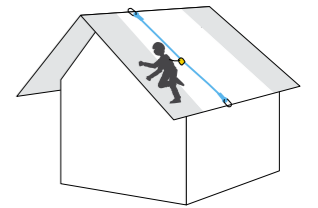
3. Occasional use

With individual fall-arrest system.

- Working in the center of the roof (limited access zone)



- Working at the edges



How to put on the NEWTON harness



For more information:
see the technical tips
at Petzl.com

PETZL.COM

GENERAL RESCUE PRINCIPLES

Inert suspension in a harness, even for a short time, can cause serious physiological harm. In the event of an accident, it is important to respond quickly with the appropriate technique.

Self-Rescue

On sites where the main access could be cut off by fire, people must be ready to quickly evacuate the building. They have evacuation kits. These kits are either portable or installed permanently on the structure. When there is no existing anchor, a hook-based system can be used. In both cases, teams must be regularly trained so they don't panic in the event of a fire.

On-Site Rescue

When a worksite is being set up, the company must establish a risk prevention plan (inventory of risk situations):

1. It must protect the personnel from falls from height.

The solutions chosen, whether collective or individual, must protect the team members while they work.

2. In the event of an incident, the company must be prepared with rescue systems for accessing, releasing, and evacuating the victim.

These solutions are established with:

- Ready-to-use rescue kits, adaptable to many situations and simple to use
- Personal equipment for the worker at height (solution requiring experienced and well-trained teams)

In both cases, the teams undergo regular training, so they can respond quickly in the event of an accident.

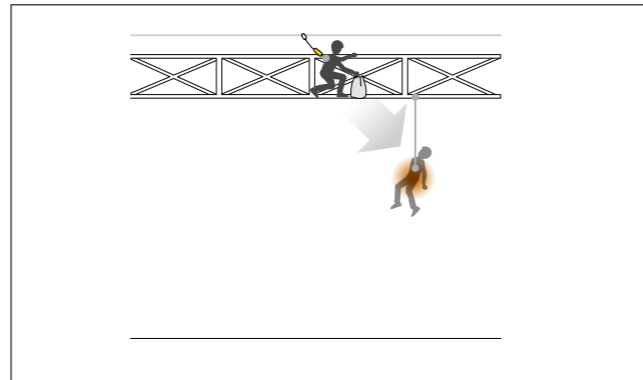
Technical Rescue

Technical rescue teams must be able to respond quickly in any situation. They must choose the quickest, most effective way to access the victim.

- When access is easy or possible by motorized means, they can easily transport the rescue equipment
- In more difficult access situations, they may use rope access techniques from above or below, and their equipment will be lightweight and versatile
- Finally, a helicopter can be used when victim access is complicated and/or remote, for example in the mountains

Cable Lift Evacuation

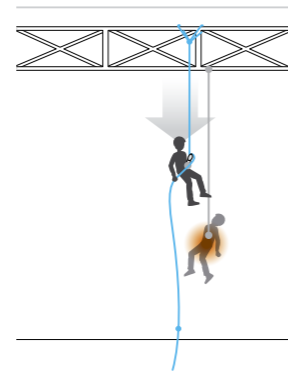
Cable lift evacuation operations follow an evacuation plan. Rescue kits are put together to meet the specific needs of each operator.



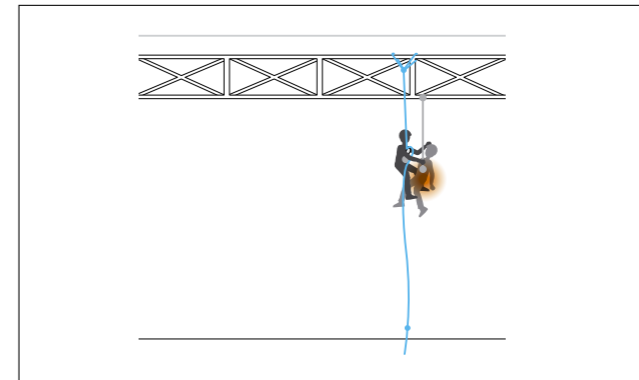
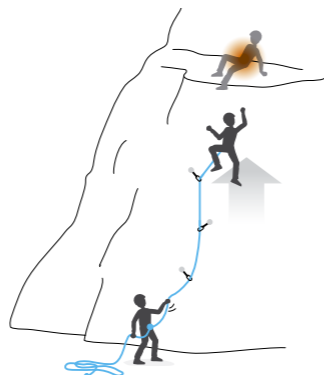
1. Accessing the victim

Accessing the victim can sometimes be complicated. Rope access techniques are used in these cases. When access is possible from above, rescuers use rope descent techniques. If an access rope is in place, rescuers can ascend the rope using handled and ventral rope clamp techniques. In other situations, rescuers are obliged to use climbing techniques to reach the victim.

Example of access from above



Example of access from below



2. Releasing the victim

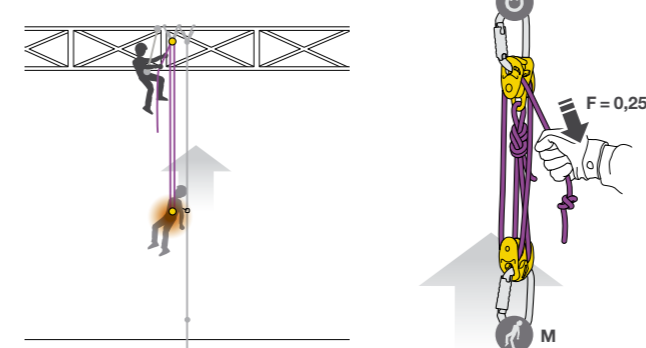
Raising

This involves using a mechanical advantage pulley system in order to easily raise the victim. A rescuer working alone uses a mechanical advantage system to reduce effort. The disadvantage is that a long rope is required. If there are enough rescuers, a lower mechanical advantage is used to speed up the operation.

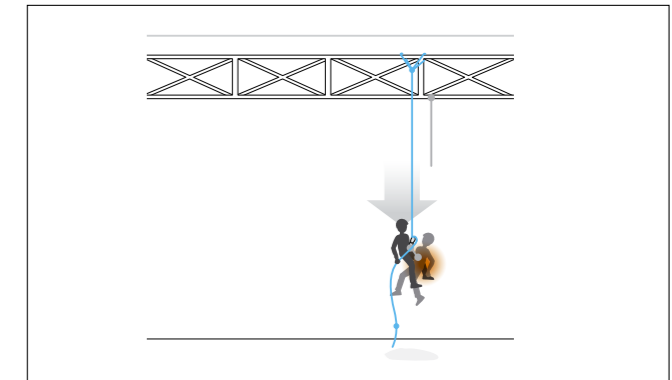
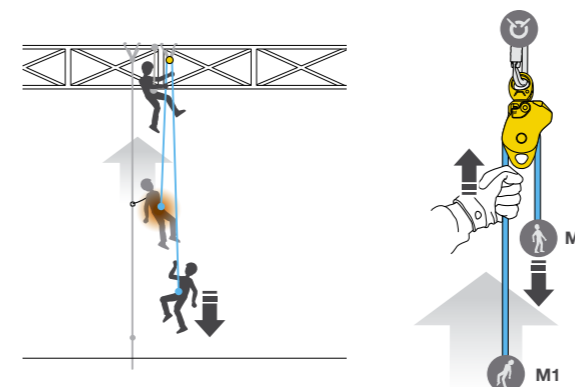
Counterbalance technique

This is a counterweight system. The rescuer is on one side, the victim on the other. The rescuer unweights the rope on the victim's side by pulling upward. The victim ascends and the rescuer descends. The advantage of this system is that it is easy to do with little equipment. Engaging the counterweight is the step that demands the most energy. After that, it is important to be careful to keep the system under control. Beware when there is a significant weight difference between the rescuer and the victim.

Rope clamp for hauling

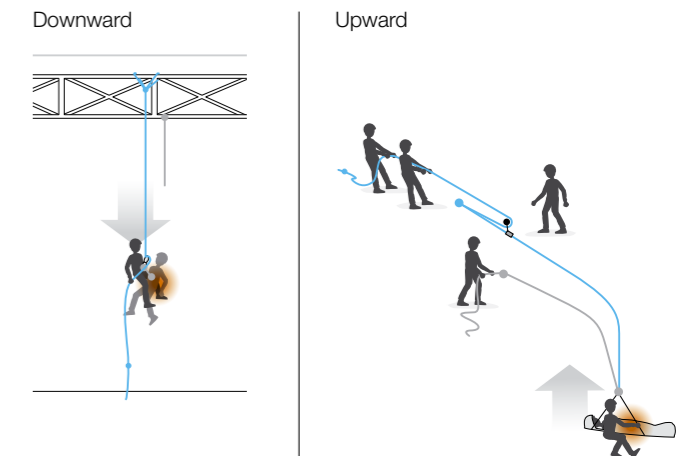


Example of counterbalance

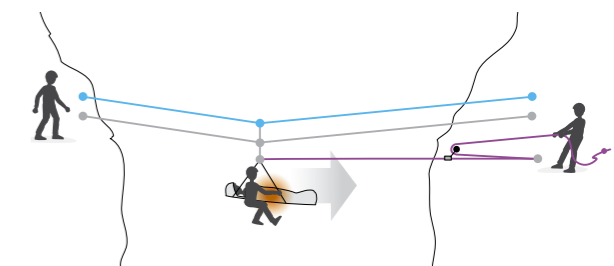


3. Evacuating the victim

Downward, the evacuation is done with a descender. This is the easiest technique currently in use. When downward evacuation is impossible, the victim is evacuated upward or horizontally. Upward, rescuers use either a counterweight or hauling technique. Horizontally, one or more ropes are tensioned. One rope is used for the carriage, another is used as a backup belay, and another to move the litter.



Horizontally



SELF-RESCUE



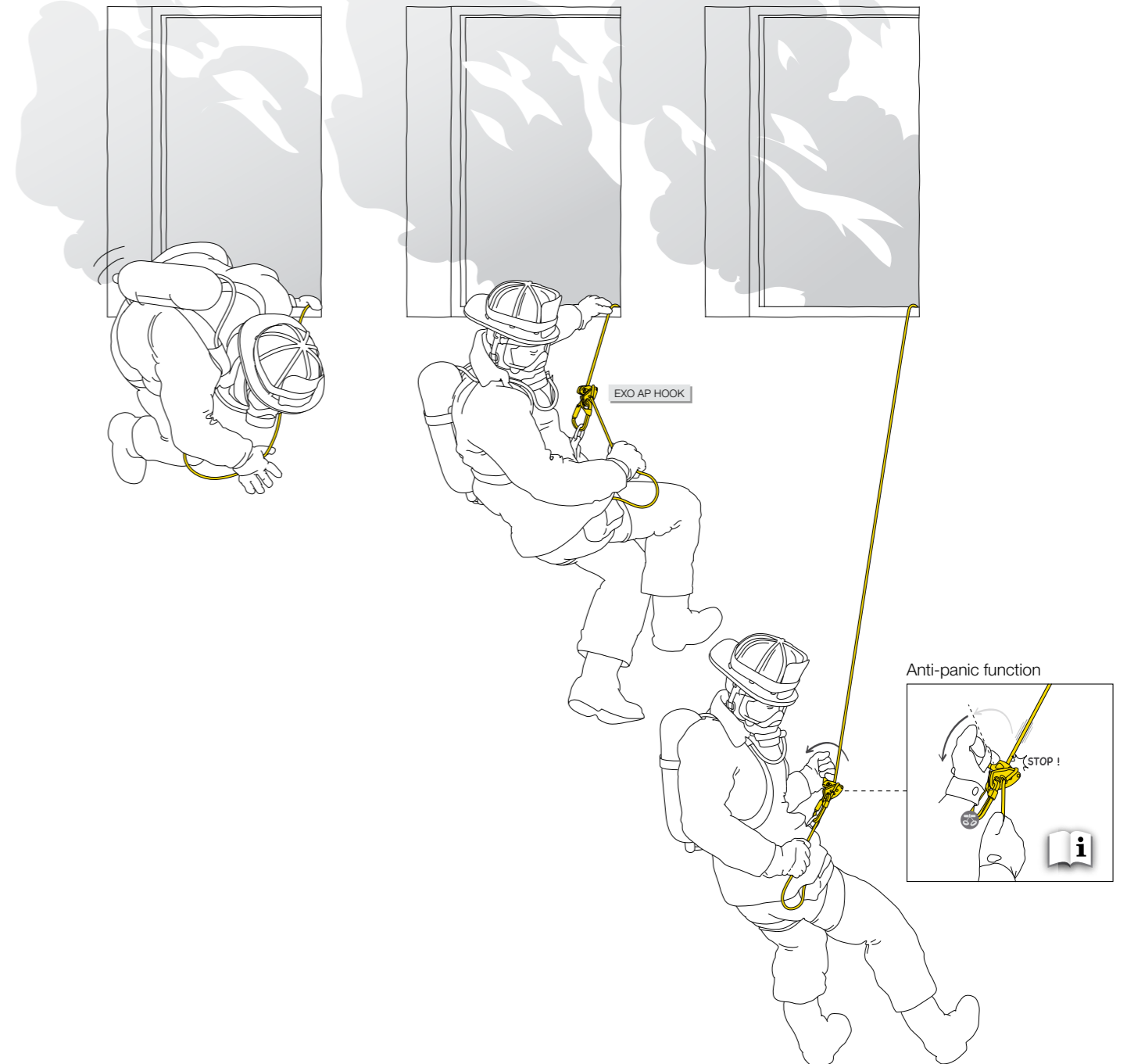
Rapid horizontal movement



Going through a window while maintaining the anchor hook on the window sill. Locking the left leg against the interior wall to control the movement.

Re-establishment below the window while holding the free end of the rope.

Descending, one hand uses the handle to start the descent, and the other hand holds the rope to control it.



EXO® AP HOOK

EXO AP HOOK is a personal escape system with an anchor hook, designed for situations where the possibility of finding an anchor point is uncertain. It has a self-braking system with anti-panic function for quickly moving horizontally, climbing through a window, and controlling or stopping a descent. If the user pulls too hard on the handle, the anti-panic function brakes and stops the descent automatically.



VERTEX®



VOLT®



ABSORBICA®-Y MGO 150



JAG RESCUE KIT



XENA®

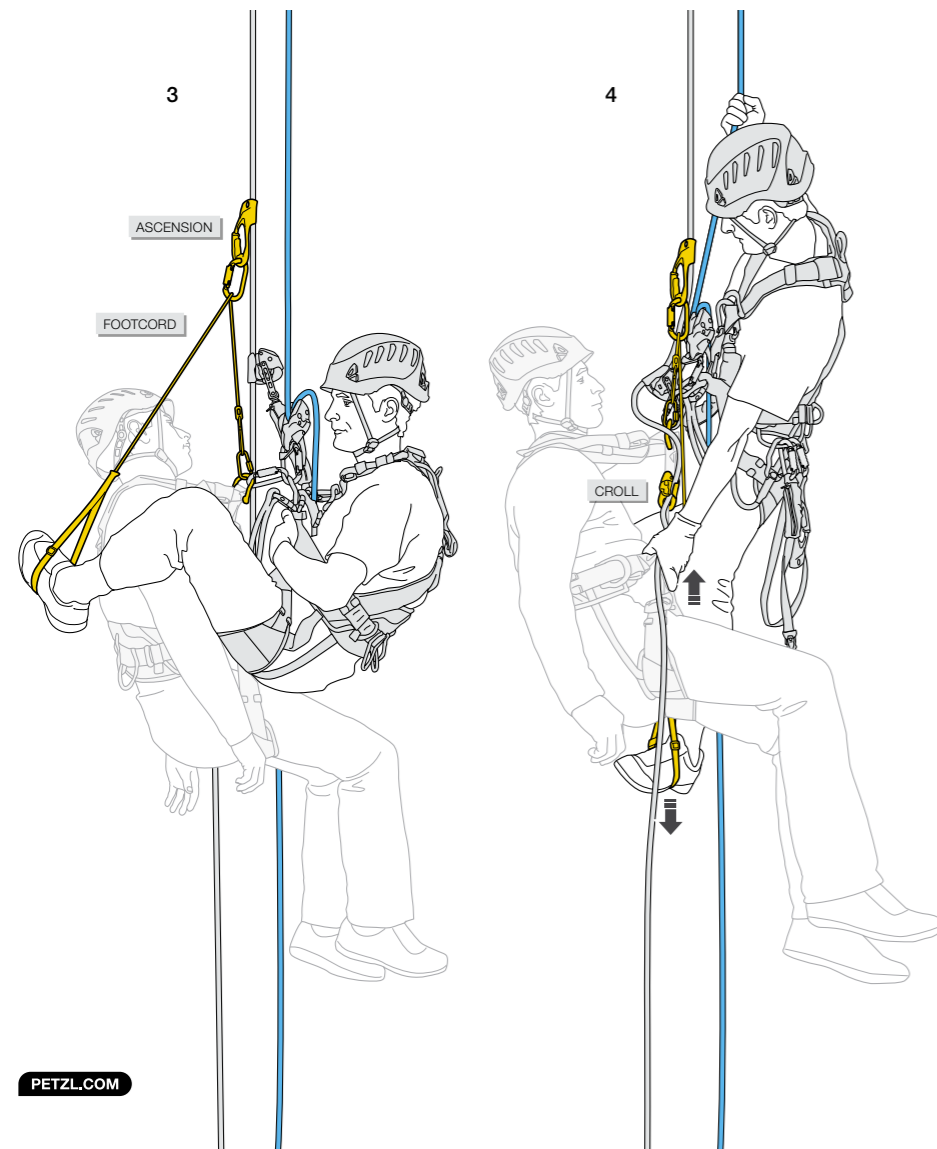

PETZL SOLUTIONS

Release and evacuation of a victim on a CROLL

Rescue from below by a team member with their own equipment. The rescuer must carry out a risk assessment before responding and verify (among other things) that the victim's ropes are in good condition. The counterbalance system is used to transfer the victim onto the descender.

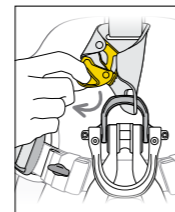
The rescuer ascends on the victim's safety line.

1. The rescuer transfers themselves to the RIG descender, tethers to the victim, and moves the ASAP up above the victim.
2. The rescuer puts a second connection in place. They can then remove the equipment that is in the victim's way.

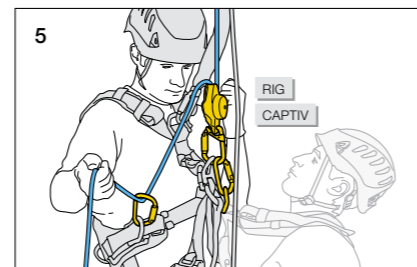


3. On the victim's rope, the rescuer installs a foot loop in counterbalance on the ASCENSION handled rope clamp.

4. In counterbalance on the foot loop, the rescuer prevents the rope from running through the CROLL and raises the victim. They remove the CROLL and take up as much rope slack as possible in the RIG descender.



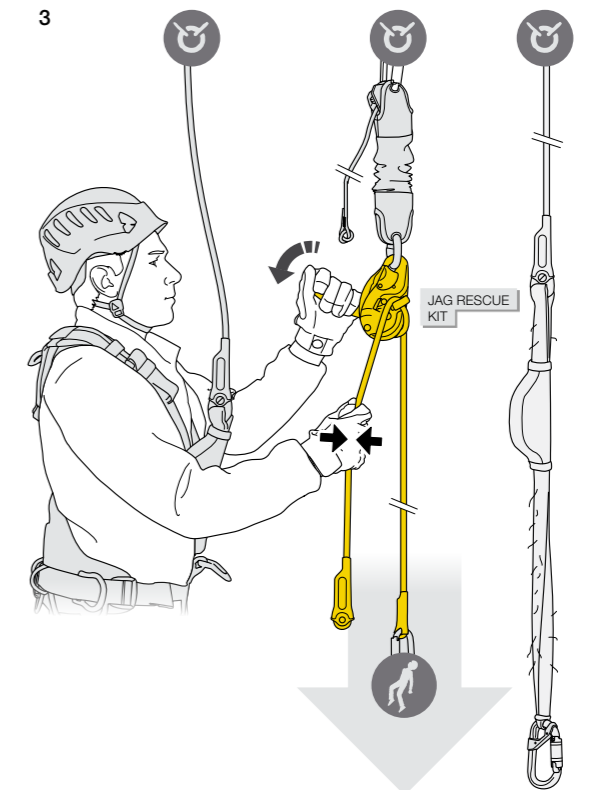
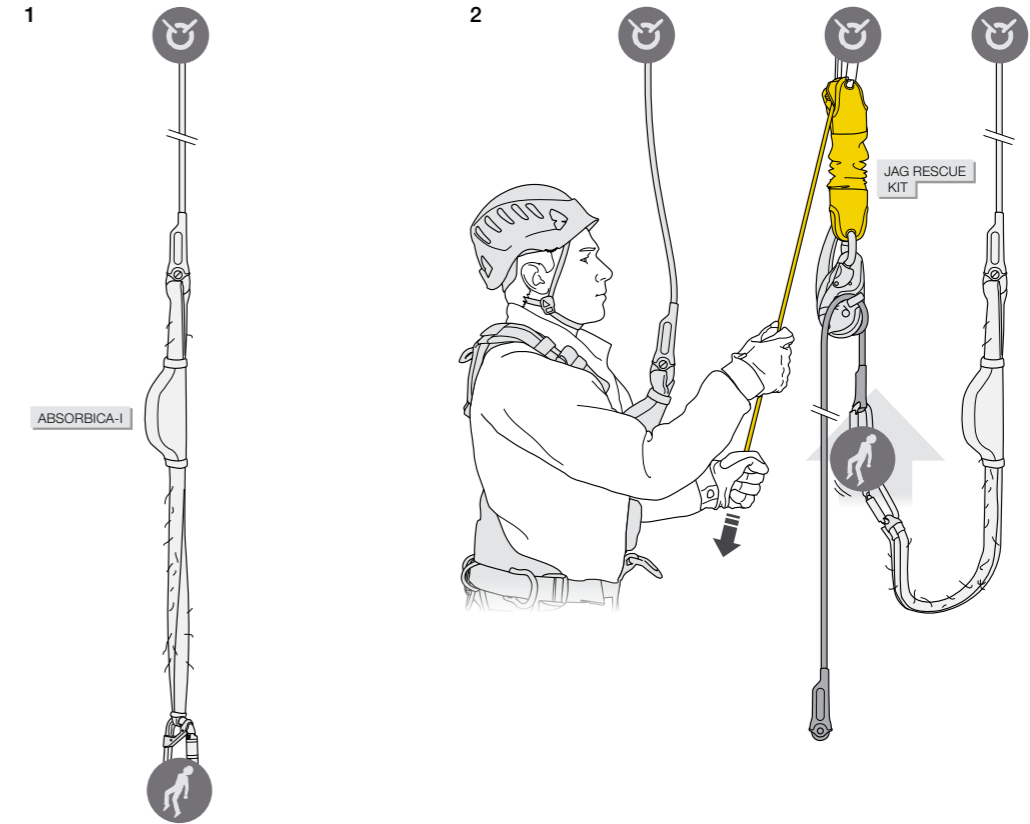
5. The rescuer, hanging on the RIG, removes the handled rope clamp. They install a braking carabiner and accompany the victim to the ground.



Release and rescue using a reversible rescue kit

• Unaccompanied evacuation (when victim doesn't require monitoring or for a free-hanging evacuation):

1. Victim suspended by a lanyard, with the energy absorber torn by the fall.
2. Hauling (allows the victim to be released).
3. Lowering the victim.



i+ To learn more about using the JAG RESCUE KIT to rescue a victim, see the technical information available at [Petzl.com](https://www.petzl.com)

PETZL.COM

i+ For more information: see the technical tips at [Petzl.com](https://www.petzl.com)

PETZL.COM



PETZL SOLUTIONS



STRATO® VENT HI-VIZ



FALCON MOUNTAIN




MINI TRAXION



SPIN L1



SPIN S1



RESCUE S

NEW 2026



MAESTRO® S

NEW 2026



RIG®

Repair



RESCUECENDER



ROLLCLIP A



DUO® RL



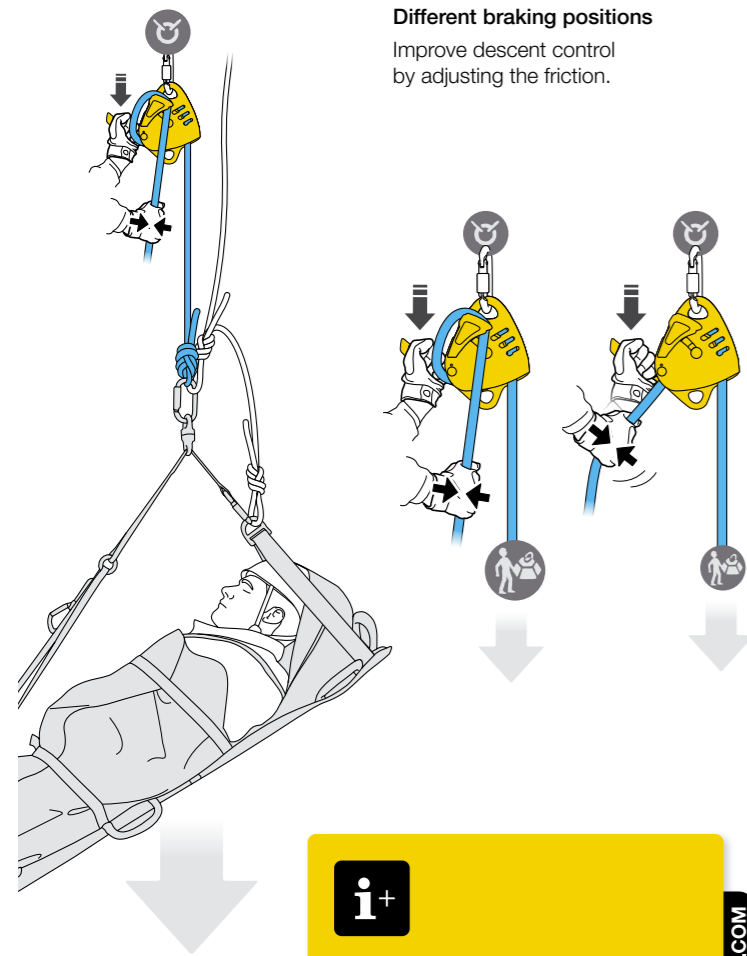
EXPERT 40

NEW 2026



Using the MAESTRO

The MAESTRO enables controlled lowering of loads up to 250 kg (MAESTRO S) and 280 kg (MAESTRO L).



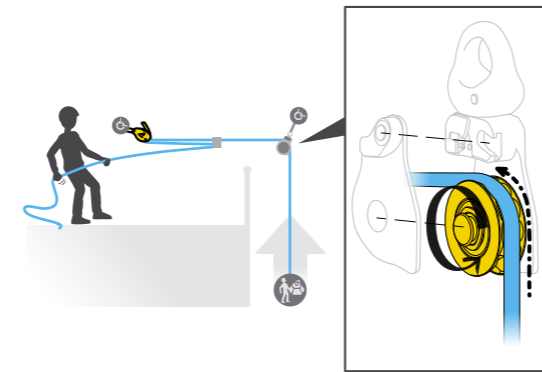
Different braking positions
Improve descent control by adjusting the friction.

i+
To learn more about MAESTRO performance, see the technical information for hauling and lowering at Petzl.com

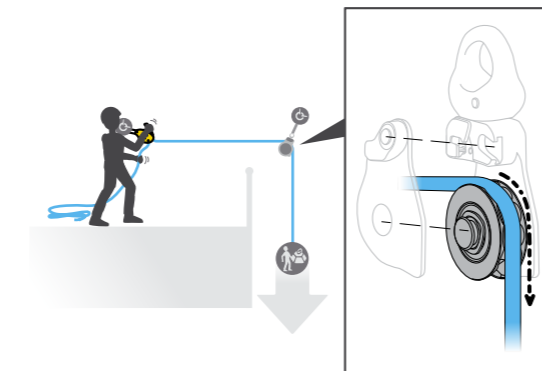
PETZL.COM

Rope redirect with SPIN L1D pulley

Rope redirect when raising: sheave rotates in the direction of the ascent.

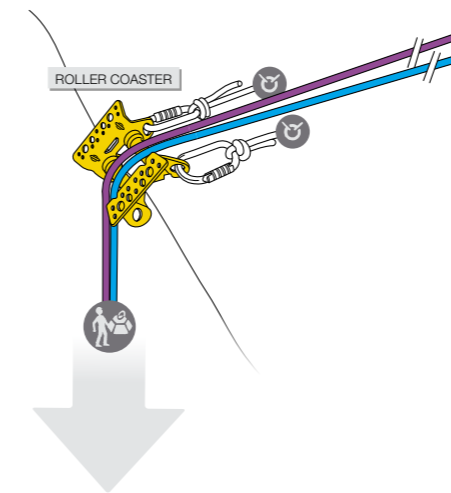
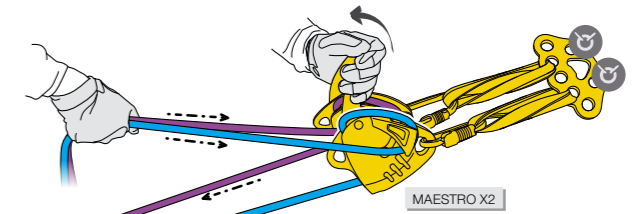
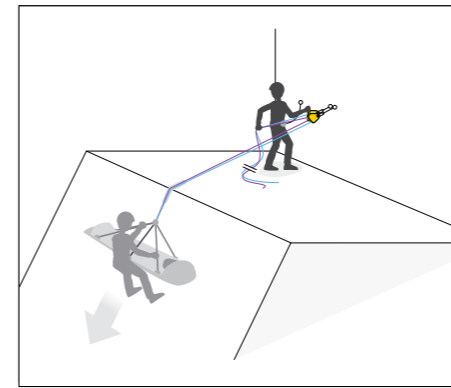


Extra friction makes for a more comfortable descent: the sheave does not rotate, and the facets provide additional friction on the rope.



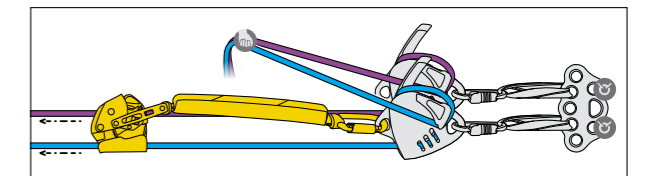
Lowering with two MAESTROs in parallel, controlled by a single operator

One operator simultaneously controls the two devices to optimize load-sharing between the two ropes, while limiting the potential fall distance in case one rope fails.



How to belay with the MAESTRO on a backup rope

Addition of a backup system to address potential operator error



Hauling with MAESTRO or PRO TRAXION

The mechanical advantage of a haul system is a theoretical advantage, but efficiency is affected by several factors in practice, including pulley efficiency, rope diameter, rate of hauling, and regularity of movement.

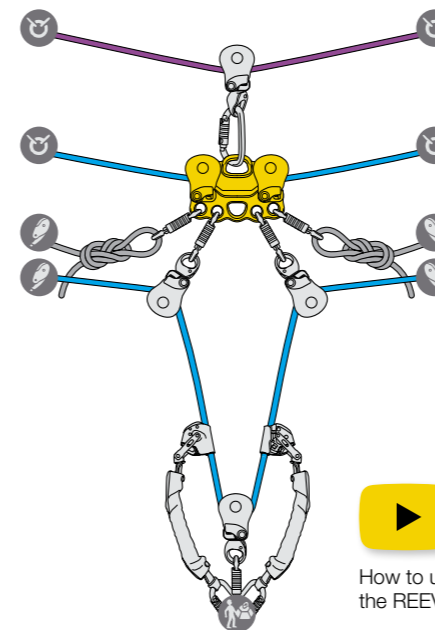
Here are some test results using a constant rate of 1.5 m/minute. Other results are available in the technical information at Petzl.com

Simple directional (1:1)

MAESTRO S		PRO TRAXION	
Ø	F	Ø	F
10.5 mm	116 kg	8 mm	105 kg
11 mm	122 kg	9 mm	109 kg
		11 mm	113 kg
		12.5 mm	117 kg

Haul system (3:1)

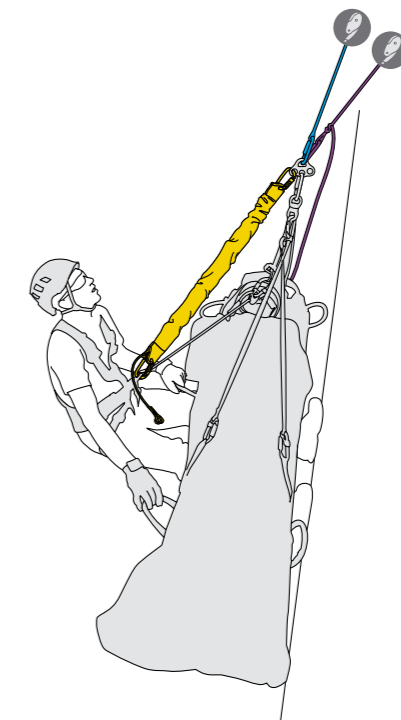
MAESTRO S		PRO TRAXION	
Ø	F	Ø	F
11 mm	40 kg	11 mm	39 kg



How to use the REEVE

Adjusting position of the litter attendant with JAG SYSTEM

The JAG SYSTEM allows the attendant to efficiently adjust their position, even with all of their weight on the lanyard and without good support for the feet.



For more information: see the technical tips at Petzl.com



PETZL SOLUTIONS



STRATO® VENT HI-VIZ



AVAO® FAST



PITAGOR



I'D® EVAC



ROLLCAB



GRILLON MGO



CONNEXION FIXE

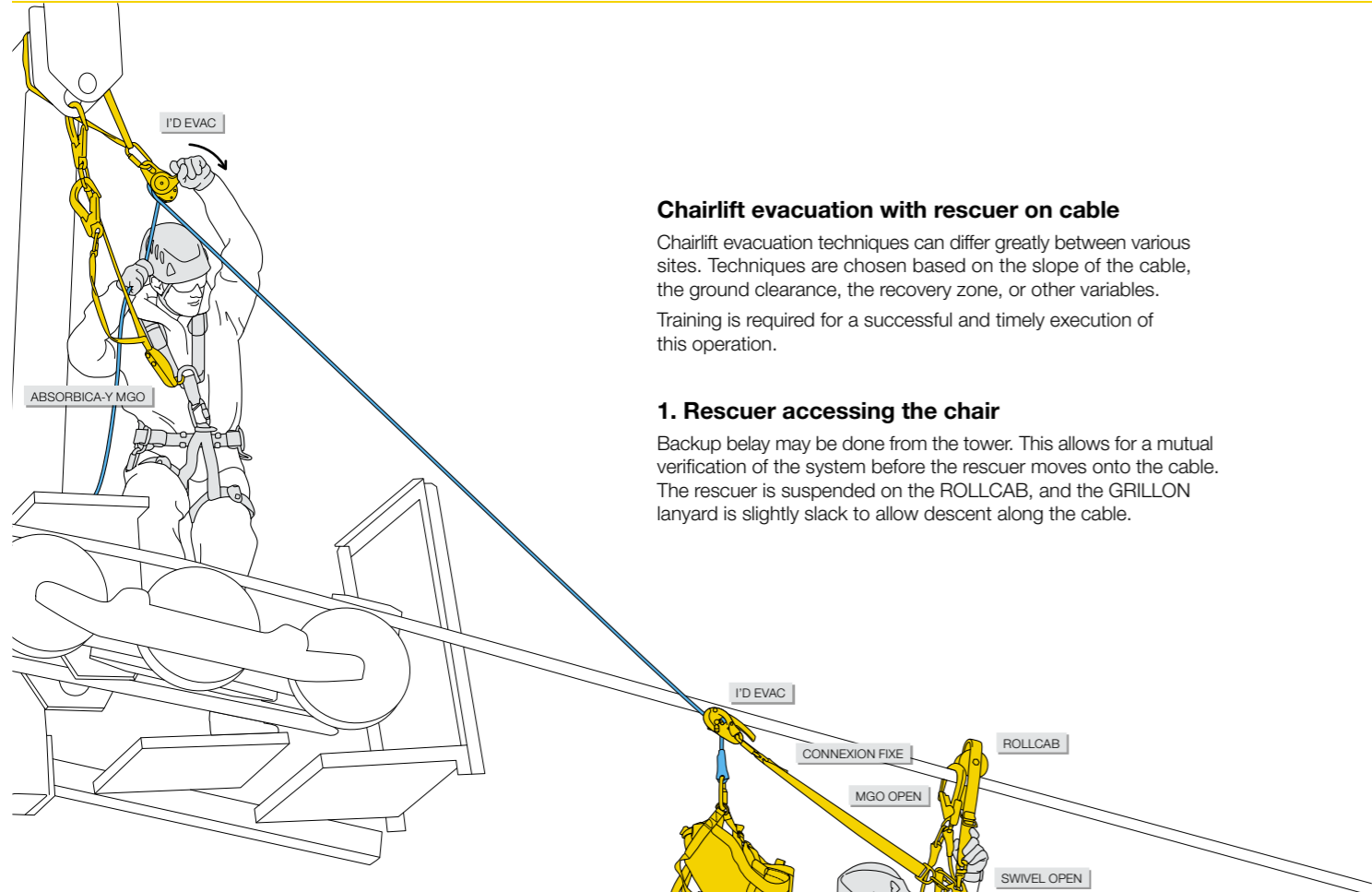


SWIFT® RL



TRANSPORT 60





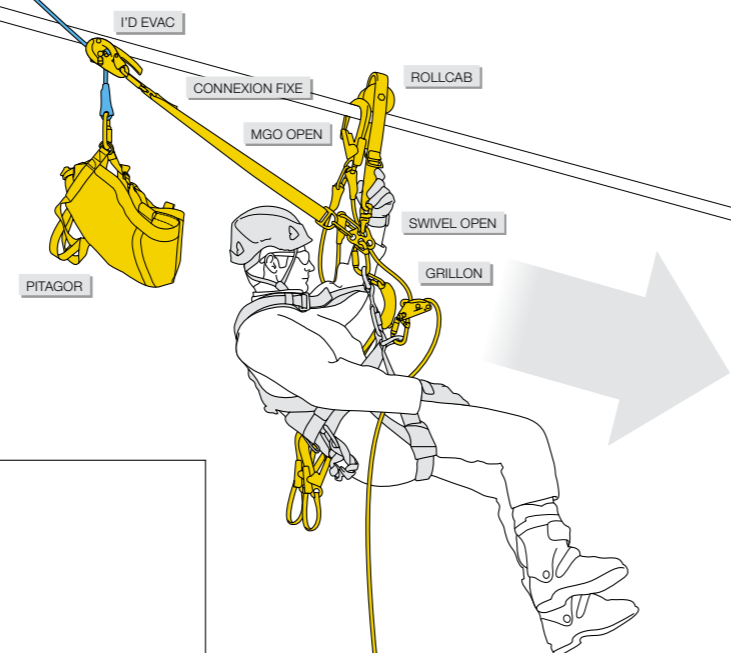
Chairlift evacuation with rescuer on cable

Chairlift evacuation techniques can differ greatly between various sites. Techniques are chosen based on the slope of the cable, the ground clearance, the recovery zone, or other variables.

Training is required for a successful and timely execution of this operation.

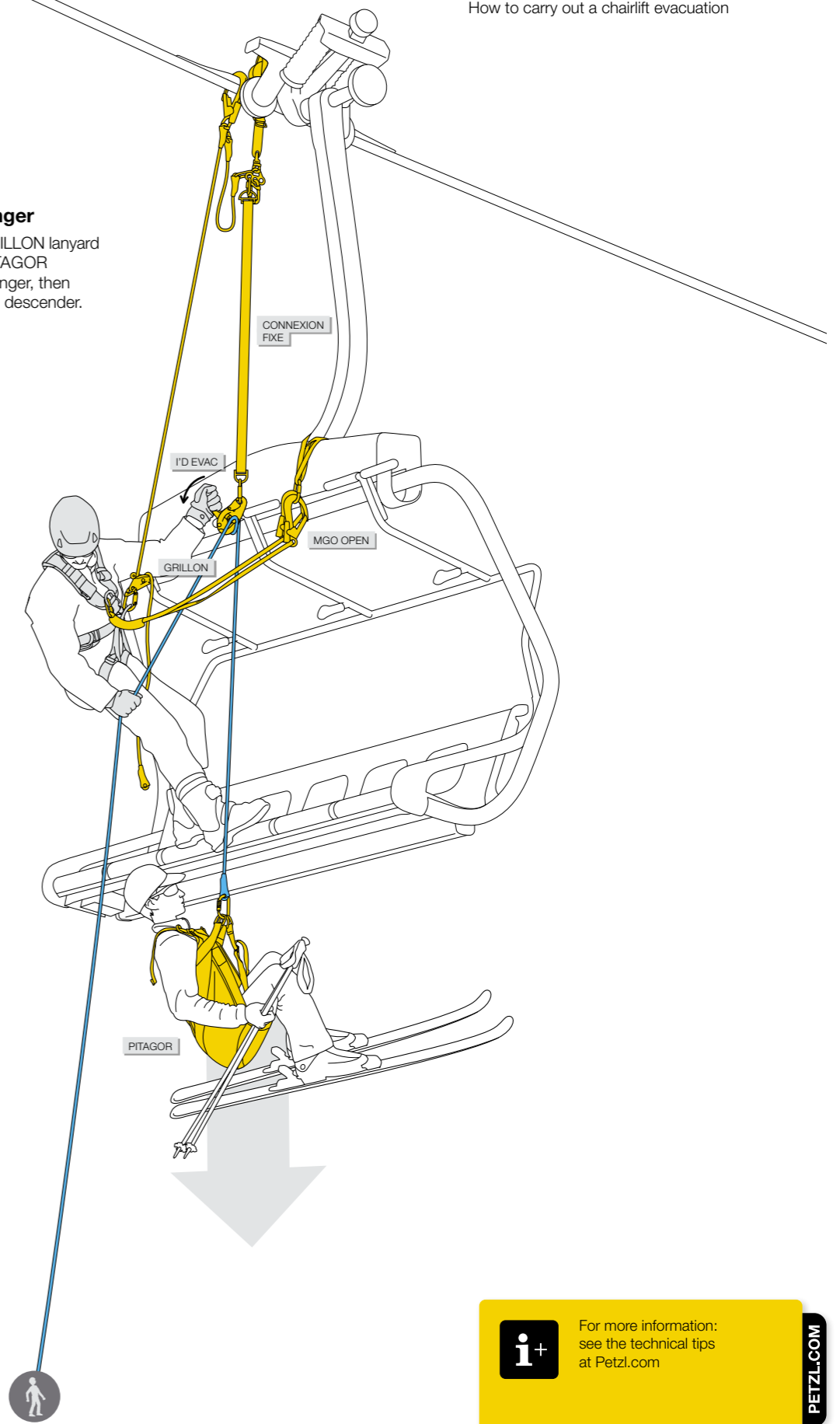
1. Rescuer accessing the chair

Backup belay may be done from the tower. This allows for a mutual verification of the system before the rescuer moves onto the cable. The rescuer is suspended on the ROLLCAB, and the GRILLON lanyard is slightly slack to allow descent along the cable.



2. Evacuating the passenger

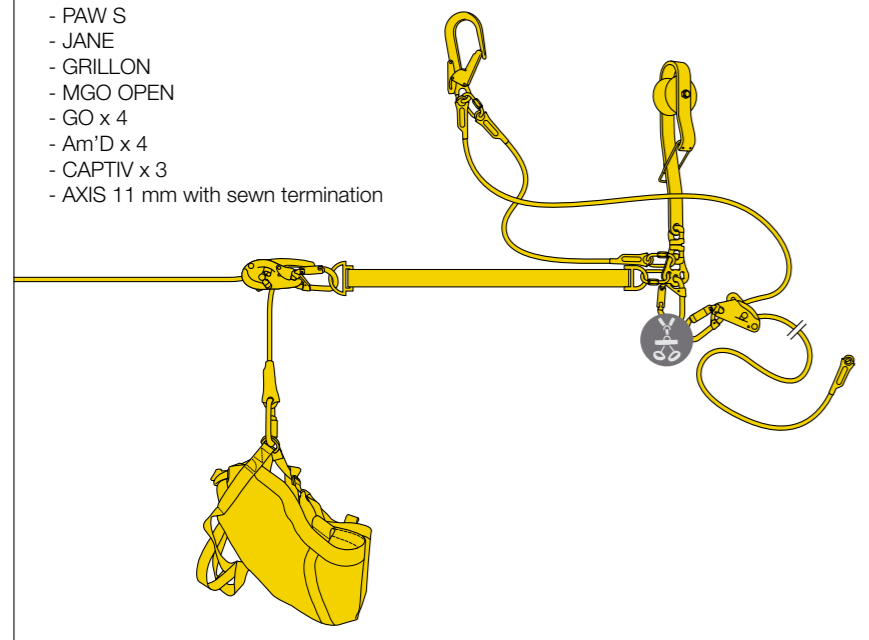
The rescuer descends on the GRILLON lanyard to the chair. They install the PITAGOR evacuation triangle on the passenger, then evacuate them with an I'D EVAC descender.



How to carry out a chairlift evacuation

Products included in the rescue kit:


- PITAGOR
- I'D EVAC
- CONNECTION FIXE
- ROLLCAB
- SWIVEL OPEN
- PAW S
- JANE
- GRILLON
- MGO OPEN
- GO x 4
- Am'D x 4
- CAPTIV x 3
- AXIS 11 mm with sewn termination



i+ For more information: see the technical tips at [Petzl.com](https://www.petzl.com)

ePPEcentre Application

ePPEcentre is a Petzl application designed for professionals to facilitate PPE management.

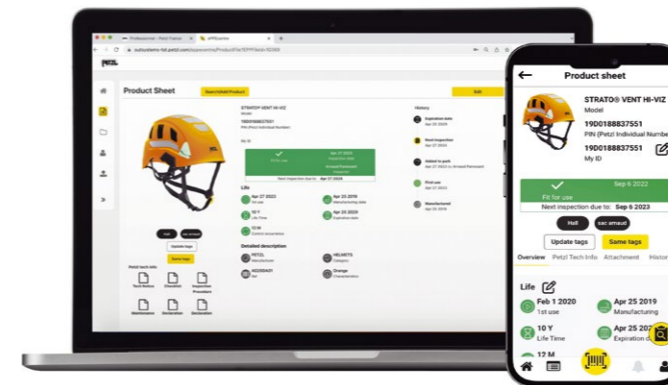


ePPE CENTRE The Best Way to Manage Your PPE

Save Time

Simplified Management of Your Petzl PPE

- Add a Petzl product by simply scanning its datamatrix: all the information in our database that is related to the product will automatically populate
- Add products from other brands, as well
- Add photos and comments for context and to better monitor inspections
- Easily import and export your existing PPE data



See Overview of PPE at Any Time

- See an overview of your PPE with one quick glance at the dashboard on the home page: see the number of current products organized by status and immediately view the number of PPE inspections that need to be carried out in the coming days, weeks, and months
- View product history from the date of manufacture
- Access your data by installing the application on a mobile device, or on the computer via the ePPEcentre website

Customize Your PPE Management

- Choose the option that makes sense for you and your business (STARTER/PROFESSIONAL/ENTERPRISE). With PROFESSIONAL and ENTERPRISE, manage employee access by creating user profiles for your team (administrator, manager, inspector, viewer)
- Use tags to organize your products however you see fit (by family, users, location of use, etc.)
- Customize how your product list is displayed

[Learn more](#)

Try ePPEcentre

To access the web version, go to:

epepcentre.petzl.com

To access the mobile app, install it via your app store:



HELMETS

Essential for work at height and certain industrial activities, helmets provide the user with effective protection from falling objects, or in the event that the user falls.



Comfortable Helmets

Helmets with webbing suspension for optimal comfort.



Lightweight Helmets

Lightweight, compact helmets with hybrid construction liner (EPP and EPS foams).



Protective Eye and Face Shields

Protective eye and face shields for VERTEX and STRATO helmets.



Accessories



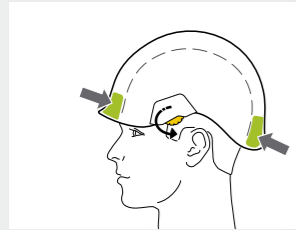
Hats and Balaclava

Hats and balaclava for protection against rain and cold.



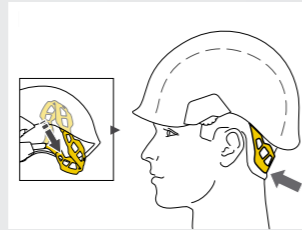
Essential for work at height and certain industrial activities, helmets provide the user with effective protection from falling objects, or in the event that the user falls. With a very secure fit, Petzl helmets are comfortable to wear in a variety of different situations. With a complete line of entirely modular accessories, they meet the diverse needs of professionals.

• Excellent fit on the head



CENTERFIT adjustment

The CENTERFIT adjustment system allows the helmet to be perfectly centered on the head. The headband is easy to adjust by simultaneously rotating the two side adjustment wheels, even while wearing gloves.



FLIP&FIT system

The FLIP&FIT system immediately positions the headband in a low position, to provide a secure fit on the head. The headband folds into the shell for easy storage and transport.

• DUAL chinstrap strength is adjustable, to adapt to a variety of different work situations



The DUAL chinstrap allows the worker to adjust chinstrap strength in order to adapt the helmet to different environments: work at height (EN 12492) or on the ground (EN 397). The clip has two positions, corresponding to the following two uses:

- Higher strength to limit the risk of the helmet coming off in a fall (strength > 50 daN)
- Lower strength to limit the risk of strangulation, by releasing if snagged when user is at ground level (strength < 25 daN)

Solution for Different Protection Needs

	Helmets With Unventilated Outer Shell		Helmets With Ventilated Outer Shell	
	VERTEX	STRATO	VERTEX VENT	STRATO VENT
 PENETRATION PROTECTION IMPACT PROTECTION	•	•	•	•
 VENTILATION	-	-	•	•
 ELECTRICAL PROTECTION	•	•	-	-
 MOLTEN METAL PROTECTION	• Except HI-VIZ version	• Except HI-VIZ version	-	-
 LATERAL DEFORMATION	•	•	•	•

• Modular accessories

Extensive line of protective eye and face shields, headlamps, and accessories

- Eye shields, face shields for protection against electric arc hazards, specific shields for tree care
- Headlamps for lighting
- Nametag holder, nape protector, helmet protectors, chinstraps



• A variety of choices



Available in assorted colors

VERTEX helmets are available in seven standard colors; STRATO helmets are available in four colors. VERTEX and STRATO helmets are also available in two HI-VIZ versions, with a fluorescent outer shell (yellow or orange), phosphorescent clips, and reflective bands for optimal visibility of the worker, day or night.

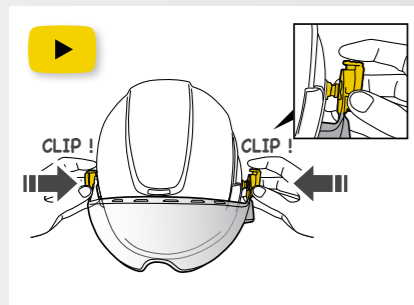
Multiple certifications

Depending on the model, Petzl helmets meet the requirements for the following certifications:

- European EN 397, EN 12492 and EN 50365
- American ANSI Z89.1
- Canadian CSA Z94.1
- Russian EAC
- Australian AS/NZS 1801
- Chinese GB 2811


• Easy to install and modular design

All Petzl helmets can be adapted to additional needs for protection or lighting in just a few seconds, thanks to the EASYCLIP system and a variety of inserts.



The EASYCLIP system allows quick installation of a protective shield. EASYCLIP is easy to install and is compatible with all Petzl helmets and shields. It comes with every protective eye and face shield.

• Petzl Custom for helmets



Petzl Custom can:

- Customize the helmet with a logo and reflective stickers
- Pre-mount Petzl visors, face shields and accessories of your choice onto the helmet for a ready-made solution, with each helmet delivered in an individual transport pouch. Available for orders of 20 helmets or more.

• Comfortable construction



VERTEX helmets have a six-point webbing suspension system, conforming to the shape of the head for maximum comfort. Shock absorption is achieved through deformation of the external shell.

• Lightweight construction



The liner of STRATO helmets is designed in two parts: EPP (expanded polypropylene) and EPS (expanded polystyrene), for reduced weight. Shock absorption is achieved through deformation of the liner.

▶ VERTEX and VERTEX VENT helmets



VERTEX®

Comfortable helmet

The VERTEX helmet is very comfortable, with its six-point textile suspension and CENTERFIT and FLIP&FIT systems, which provide a secure fit on the head. The adjustable-strength chinstrap makes it ideal for both work at height and on the ground. The unventilated outer shell protects against electrical hazards, molten metal splash, and flames. With its potential for integration of a Petzl headlamp, hearing protection, and multiple accessories, it is an entirely modular helmet, meeting the additional needs of professionals.



VERTEX® HI-VIZ

Comfortable high-visibility helmet

The high-visibility version features a fluorescent outer shell with phosphorescent clips and reflective bands for optimal visibility of the worker, day or night.



VERTEX® VENT

Comfortable ventilated helmet

The VERTEX VENT helmet is very comfortable, with its six-point textile suspension and CENTERFIT and FLIP&FIT systems, which provide a secure fit on the head. The adjustable-strength chinstrap makes it ideal for both work at height and on the ground. Ventilation holes with sliding shutters allow airflow through the helmet. With its potential for integration of a Petzl headlamp, hearing protection, and multiple accessories, it is an entirely modular helmet, meeting the additional needs of professionals.



VERTEX® VENT HI-VIZ

Comfortable, ventilated, high-visibility helmet

The high-visibility version features a fluorescent outer shell with phosphorescent clips and reflective bands for optimal visibility of the worker, day or night.

▶ STRATO and STRATO VENT helmets



STRATO®

Lightweight helmet

The STRATO helmet is very lightweight and comfortable, with CENTERFIT and FLIP&FIT systems which provide a secure fit on the head. The adjustable-strength chinstrap makes it ideal for both work at height and on the ground. The unventilated outer shell protects against electrical hazards, molten metal splash, and flames. With its potential for integration of a Petzl headlamp, hearing protection, and multiple accessories, it is an entirely modular helmet, meeting the additional needs of professionals.



STRATO® HI-VIZ

Lightweight, high-visibility helmet

The high-visibility version features a fluorescent outer shell with phosphorescent clips and reflective bands for optimal visibility of the worker, day or night.



STRATO® VENT

Lightweight, ventilated helmet

The STRATO VENT helmet is very lightweight and comfortable, with CENTERFIT and FLIP&FIT systems which provide a secure fit on the head. The adjustable-strength chinstrap makes it ideal for both work at height and on the ground. Ventilation holes allow airflow through the helmet. With its potential for integration of a Petzl headlamp, hearing protection, and multiple accessories, it is an entirely modular helmet, meeting the additional needs of professionals.



STRATO® VENT HI-VIZ

Lightweight, ventilated, high-visibility helmet

The high-visibility version features a fluorescent outer shell with phosphorescent clips and reflective bands for optimal visibility of the worker, day or night.

How to install a face shield



VIZIR

Eye shield with EASYCLIP system for VERTEX and STRATO helmets

The VIZIR eye shield protects the eyes against projectile hazards. It is easy to install on VERTEX and STRATO helmets with the EASYCLIP attachment system. It also has scratch resistant and anti-fog coatings.



VIZIR SHADOW

Tinted visor with EASYCLIP system for VERTEX and STRATO helmets

The VIZIR SHADOW visor provides eye protection against projectile hazards. It is easy to install on VERTEX and STRATO helmets with the EASYCLIP attachment system. It has a level 2.5 solar protection filter, and anti-scratch and anti-fog treatments.



VIZEN

Face shield for protection against electric arc hazards, with EASYCLIP system for VERTEX and STRATO helmets

The VIZEN face shield protects against electric arc hazards. This full-coverage shield offers face and eye protection while preserving peripheral vision. It is easily installed on VERTEX and STRATO helmets using the EASYCLIP attachment system. It also has scratch resistant and anti-fog coatings.



VIZEN MESH

Face shield for tree care for VERTEX and STRATO helmets, with EASYCLIP system

The VIZEN MESH face shield protects against flying wood chips and shavings. This full-coverage shield offers complete face protection while providing good visibility. It is easily installed on VERTEX and STRATO helmets using the EASYCLIP attachment system.



Nametag Holder for VERTEX® and STRATO® Helmets

The nametag holder for VERTEX and STRATO helmets allows quick identification of the worker. It is easy to install and provides effective rain protection for business cards.



Nape Protector for VERTEX® and STRATO® Helmets

The nape protector for VERTEX and STRATO helmets provides effective sun and rain protection for the nape of the neck. It features fluorescent colors to enhance worker visibility during the day. Available in two colors.



Protector for VERTEX® Helmet

The protector for the VERTEX helmet is easy to install and protects the shell from soiling and splash.



Protector for STRATO® Helmet

The protector for the STRATO helmet is easy to install and protects the shell from soiling and splash.



Storage Bag for VERTEX® and STRATO® Helmets

Storage bag to protect VERTEX and STRATO helmets during storage and transport. Accessories are also protected in a closed interior compartment.



DUAL Chinstrap for VERTEX® and STRATO® Helmets

This chinstrap can be used to change or replace the chinstrap of VERTEX and STRATO helmets. It allows the worker to modify chinstrap strength in order to adapt the helmet to different environments: work at height or on the ground. Available in two colors and in a long version.

Helmets

Accessories



Headband With Comfort Foam for VERTEX® and STRATO® Helmets

Ready-to-install headband with comfort foam (standard or absorbent), to extend the lifespan of a VERTEX or STRATO helmet. Pack of 5.



Comfort Foam for VERTEX® and STRATO® Helmets

Comfort foam (standard or absorbent), to be installed on the headband of a VERTEX or STRATO helmet, to extend its lifespan.



Upper Foam for STRATO® Helmet

Upper foam installs on the liner of the STRATO helmet, to extend its lifespan. It is comfortable, absorbent, and machine-washable.



Transparent Stickers for VERTEX® and STRATO® Helmets

Transparent stickers allow VERTEX and STRATO helmets to be customized using a permanent marker or laser printer.



Reflective Stickers for VERTEX® Helmet

Reflective stickers for increased visibility of VERTEX helmets.



Reflective Stickers for STRATO® Helmet

Reflective stickers for increased visibility of STRATO helmets.

Hats and Balaclava



Buff® is a trademark and property of Original Buff®



LINER

Breathable cap for wicking perspiration

LINER is a breathable cap for wicking perspiration and drying quickly. The seamless fitted design makes it comfortable to wear under a helmet, without getting in the way.



BEANIE

Protective cap for cold and wind

BEANIE is a cap that protects the head on cold and windy days. The design, specific to each zone, optimizes thermal insulation and regulates moisture. The seamless fitted design and side vents make it comfortable to wear under a helmet, without getting in the way.



BALACLAVA





Balaclava for protection against cold and wind

BALACLAVA protects the head, face, and neck on cold, windy days. The design, specific to each zone, optimizes thermal insulation and regulates moisture. The seamless fitted design and multiple side vents make it comfortable to wear under a helmet, without getting in the way.

		Certifications (1)	Weight	
Eye and Face Shields				
VIZIR	A015AA00	CE EN/ISO 16321-1, ANSI Z87.1, EAC, GB 32166.1	80 g	
VIZIR SHADOW	A015BA00	CE EN/ISO 16321-1, ANSI Z87.1, EAC, GB 32166.1	80 g	
VIZEN	A014AA00	CE EN 166, 1BT8, CE EN 170, 2C-1.2, GS ET-29, Class 1, ANSI Z87.1, EAC	180 g	
VIZEN MESH	A021AA00	CE EN 1731, ANSI Z87.1, EAC	117 g	
		Colors	Versions	Weight
Accessories				
Nametag Holder for VERTEX and STRATO Helmets	A018AA00	-	-	45 g
Nape Protector for VERTEX and STRATO Helmets	A019AA00	Yellow	-	55 g
	A019AA01	Orange	-	
Protector for VERTEX Helmet	A012AA00	-	-	60 g
Protector for STRATO Helmet	A012BA00	-	-	60 g
Storage Bag for VERTEX and STRATO Helmets	A022AA00	-	-	175 g
	A010FA00	Yellow / Black	Standard	34 g
	A010FA01	Black	Standard	
A010FA02	Yellow / Black	Extended		
Headband With Comfort Foam for VERTEX and STRATO Helmets	A010HA00	-	Standard	30 g
	A010JA00	-	Absorbent	
Comfort Foam for VERTEX and STRATO Helmets	A010KA00	-	Standard	15 g
	A010LA00	-	Absorbent	
Upper Foam for STRATO Helmet	A020EA00	-	Absorbent	15 g
Transparent Stickers for VERTEX and STRATO	A10100	-	-	-
Reflective Stickers for VERTEX	A010MA00	-	-	10 g
Reflective Stickers for STRATO	A020FA00	-	-	10 g
		Sizes	Head Circumference	Weight
Hats and Balaclava				
LINER	A016AA00	M - L	56 - 59 cm	15 g
	A016AA01	L - XL	59 - 63 cm	
BEANIE	A016BA00	M - L	56 - 59 cm	25 g
	A016BA01	L - XL	59 - 63 cm	
BALACLAVA	A016CA00	M - L	56 - 59 cm	60 g
	A016CA01	L - XL	59 - 63 cm	

(1) More information in the Instructions for Use

Helmets

		European certifications (1)	American certifications (1)	Canadian certifications (1)	Russian certifications (1)	Australian certifications (1)	Chinese certifications (1)	IMPACT PROTECTION					PENETRATION PROTECTION			CHINSTRAP STRENGTH			VENTILATION	ELECTRICAL PROTECTION			MOLTEN METAL PROTECTION	FLAME RESISTANCE		LATERAL DEFORMATION	LOW TEMPERATURE		HIGH VISIBILITY	Head Circumference	Weight					
								EN 397		EN 12492	ANSI Z89.1	EN 397	ANSI Z89.1				EN 397 (2)	EN 12492 (3)	ANSI Z89.1	EN 12492	EN 397	EN 50365	ANSI Z89.1	EN 397	EN 397	ANSI Z89.1	EN 397	EN 397	ANSI Z89.1			ANSI Z89.1				
Comfortable Helmets																																				
 VERTEX	A010AA00	<input type="checkbox"/>	CE EN 397 EN 50365 EN 12492	ANSI Z89.1 Type I Class E	CSA Z94.1 Type I Class E (4)	EAC	AS/NZS 1801	GB 2811	•	•	•	•	•					•	•	•	-	•	•	•	•	•	•	•	•	•	-	53-63 cm	490 g			
	A010AA01	<input type="checkbox"/>																																		
	A010AA02	<input type="checkbox"/>																																		
	A010AA03	<input type="checkbox"/>																																		
	A010AA04	<input type="checkbox"/>																																		
	A010AA05	<input type="checkbox"/>																																		
	A010AA06	<input type="checkbox"/>																																		
VERTEX HI-VIZ	A010DA00	<input type="checkbox"/>	CE EN 397 EN 50365 EN 12492	ANSI Z89.1 Type I Class E	CSA Z94.1 Type I Class E (4)	EAC	AS/NZS 1801	GB 2811	•	•	•	•	•					•	•	•	-	•	•	•	-	•	•	•	•	•	•	53-63 cm	495 g			
	A010DA01	<input type="checkbox"/>																																		
 VERTEX VENT	A010CA00	<input type="checkbox"/>	CE EN 12492 EN 397	ANSI Z89.1 Type I Class C	-	EAC	-	GB 2811	•	•	•	•	•					•	•	•	•	-	-	-	•	•	•	•	•	•	-	53-63 cm	490 g			
	A010CA01	<input type="checkbox"/>																																		
	A010CA02	<input type="checkbox"/>																																		
	A010CA03	<input type="checkbox"/>																																		
	A010CA04	<input type="checkbox"/>																																		
	A010CA05	<input type="checkbox"/>																																		
	A010CA06	<input type="checkbox"/>																																		
VERTEX VENT HI-VIZ	A010EA00	<input type="checkbox"/>	CE EN 12492 EN 397	ANSI Z89.1 Type I Class C	-	EAC	-	GB 2811	•	•	•	•	•					•	•	•	•	-	-	-	-	•	•	•	•	•	•	53-63 cm	495 g			
	A010EA01	<input type="checkbox"/>																																		
Lightweight Helmets																																				
 STRATO	A020AA00	<input type="checkbox"/>	CE EN 397 EN 50365 EN 12492	ANSI Z89.1 Type I Class E	-	EAC	-	GB 2811	•	•	•	•	•					•	•	•	-	•	•	•	-	•	•	•	•	•	-	53-63 cm	435 g			
	A020AA01	<input type="checkbox"/>																																		
	A020AA02	<input type="checkbox"/>																																		
	A020AA03	<input type="checkbox"/>																																		
STRATO HI-VIZ	A020CA00	<input type="checkbox"/>	CE EN 397 EN 50365 EN 12492	ANSI Z89.1 Type I Class E	-	EAC	-	GB 2811	•	•	•	•	•					•	•	•	-	•	•	•	-	•	•	•	•	•	•	53-63 cm	445 g			
	A020CA01	<input type="checkbox"/>																																		
 STRATO VENT	A020BA00	<input type="checkbox"/>	CE EN 12492	ANSI Z89.1 Type I Class C	-	-	-	-	•	•	•	•	•					•	•	•	•	-	-	-	-	-	-	•	•	•	-	53-63 cm	415 g			
	A020BA01	<input type="checkbox"/>																																		
	A020BA02	<input type="checkbox"/>																																		
	A020BA03	<input type="checkbox"/>																																		
STRATO VENT HI-VIZ	A020DA00	<input type="checkbox"/>	CE EN 12492	ANSI Z89.1 Type I Class C	-	-	-	-	•	•	•	•	•					•	•	•	•	-	-	-	-	-	-	•	•	•	•	53-63 cm	425 g			
	A020DA01	<input type="checkbox"/>																																		

HARNESSES

Simple to use, comfortable, with numerous accessories and technically suited to the requirements of the work they are designed for, Petzl harnesses set the standard in terms of safety and efficiency for workers at height.



To give each user the best possible fit, Petzl harnesses are adjustable at the waist, shoulders, and leg loops. They are equipped with different types of buckles:

Telecommunication tower maintenance, France.
© 2025 Petzl Distribution - Vuedici.org - Everest - Axione



FAST opening buckles
FAST buckles are fastened and unfastened quickly and easily without loss of adjustment, even when wearing gloves.



DOUBLEBACK self-locking buckles
These buckles do not require re-threading to be locked: they adjust easily in seconds.

General Purpose Harnesses

Fall-Arrest Harnesses

Fall-arrest harnesses with a simple, lightweight design.



NEWTON



NEWTON FAST



NEWTON EASYFIT

Fall-Arrest and Work-Positioning Harnesses

Fall-arrest and work-positioning harnesses that are comfortable and easily donned.



NEW 2026
VOLT LIGHT



NEW 2026
VOLT



NEW 2026
VOLT WIND



NEW 2026
VOLT WIND OFFSHORE

Harnesses for Fall Arrest, Work Positioning, and Suspension

Versatile and very comfortable harnesses for fall arrest, work positioning, and suspension.



AVAO FAST



AVAO SIT

AVAO SIT FAST



TOP

Specialized Harnesses

Rope Access Harnesses

Very comfortable harnesses, with integrated ventral rope clamp to facilitate ascending a rope.



ASTRO



ASTRO SIT



TOP CROLL

Tree Care Harnesses

Very comfortable harnesses, with attachment bridge for greater freedom of movement in the trees.

NEW 2026



SEQUOIA



NEW 2026
SEQUOIA PLUS

Rescue Harnesses

Lightweight harnesses suitable for various rescue environments.



FALCON



FALCON ASCENT



FALCON MOUNTAIN

Evacuation Triangles and Litter

Equipment designed for rope rescue (such as in confined spaces or on cable lifts).



THALES



PITAGOR




STEF
NEST

Certified to European and Russian standards, these harnesses are designed specifically for fall arrest. More specifically, they allow for the attachment of ABSORBICA energy-absorbing lanyards or an ASAP or ASAP LOCK mobile fall arrester.

• Lightweight, ergonomic design

NEWTON harnesses are designed to avoid interfering with the movement of the worker. The anatomical and lightweight design is close-fitting yet allows optimal freedom of movement.

 How to put on the NEWTON harness

• Easy to use



Easy to fasten and unfasten harness

The FAST LT PLUS sternal buckle allows the harness to be quickly and easily fastened and unfastened without loss of adjustment, even with gloves. The buckle's locking system limits the risk of accidental unfastening.



Ready access to tools

The equipment loops simplify tool organization, and the slots allow a TOOLBAG pouch to be added.

• Versatile



Textile sternal attachment point

Lightweight and abrasion resistant, the textile sternal attachment point allows attachment of a fall-arrest system.



Metal dorsal attachment point

Made of anodized aluminum for high strength, the dorsal attachment point allows attachment of a fall-arrest system.

• Great simplicity



NEWTON harnesses have color-coded (yellow/black) straps allowing rapid identification of the upper and lower parts of the harness before donning.



• Quick donning



Equipped with padded shoulder straps and FAST LT buckles on the leg loops, the NEWTON FAST harness dons very easily with both feet on the ground, without loss of adjustment.



• Optimal Comfort



The NEWTON EASYFIT harness is designed to keep its shape, and includes two pockets for stowing small items. The leg loops are padded and equipped with FAST LT buckles, enabling the harness to be easily donned while keeping both feet on the ground, without loss of adjustment.



 NEWTON Harnesses

NEWTON European Version

Fall-Arrest Harnesses

NEWTON is a lightweight, ergonomic fall-arrest harness. It is easy to use and its straps are color-coded to make donning easier. The harness allows immediate access to tools, with equipment loops and slots for the TOOLBAG pouch. Its textile sternal attachment point and metal dorsal attachment point provide tremendous versatility. It is certified to European and Russian standards.

NEWTON FAST European Version

Quick-donning fall-arrest harness

NEWTON FAST is a lightweight, ergonomic fall-arrest harness that can be quickly donned. It is equipped with padded shoulder straps and FAST LT buckles on the leg loops, allowing the harness to be donned with both feet on the ground, without loss of adjustment. The harness allows immediate access to tools, with equipment loops and slots for the TOOLBAG pouch. Its textile sternal attachment point and metal dorsal attachment point provide tremendous versatility. It is certified to European and Russian standards.

NEWTON EASYFIT European Version

Comfortable and quick-donning fall-arrest harness

NEWTON EASYFIT is a comfortable, ergonomic fall-arrest harness that can be quickly donned. It is equipped with padded shoulder straps and FAST LT buckles on the leg loops, allowing the harness to be donned with both feet on the ground, without loss of adjustment. Its lightweight, breathable design offers two zippered pockets for storing small items. The harness allows immediate access to tools, with equipment loops and slots for the TOOLBAG pouch. Its textile sternal attachment point and metal dorsal attachment point provide tremendous versatility. It is certified to European and Russian standards.

Accessories



HI-VIZ Vest for NEWTON Harnesses

Fluorescent-colored vest with reflective strips makes the worker highly visible in a variety of lighting conditions. It installs quickly and easily on NEWTON, NEWTON FAST, and NEWTON EASYFIT harnesses. The sternal buckle, multiple attachment points, and lanyard connector parking all remain accessible during use for optimal freedom of movement.


Leg Loop Padding for NEWTON Harnesses

Leg loop padding that can be added to NEWTON and NEWTON FAST harnesses to increase comfort, or used as replacement padding on NEWTON EASYFIT harnesses.

Certified to North American, European, and Russian standards, these harnesses are designed specifically for fall arrest. More specifically, they allow for the attachment of ABSORBICA energy-absorbing lanyards or an ASAP or ASAP LOCK mobile fall arrester.

• Lightweight, ergonomic design

NEWTON harnesses are designed to avoid interfering with the movement of the worker. The anatomical and lightweight design is close-fitting yet allows optimal freedom of movement.


 How to put on the NEWTON harness

• Easy to use



Easy to fasten and unfasten harness


The FAST LT PLUS sternal buckle allows the harness to be quickly and easily fastened and unfastened without loss of adjustment, even with gloves. The buckle's locking system limits the risk of accidental unfastening.



Lanyard connector parking

The harnesses have a parking system for fall-arrest lanyard connectors on each shoulder strap. In the event of a fall, the system releases the MGO connector and allows the absorber to be deployed.

• Versatile



The harnesses have a metal dorsal attachment point that allows attachment of a fall-arrest system, and a textile dorsal attachment point that allows attachment of a self-retracting fall-arrest system.

• Easy harness inspection



The sternal and dorsal attachment points are equipped with visual indicators: a red tag appears after a fall to indicate that the harness must be retired.

• Great simplicity



NEWTON harnesses have color-coded (yellow/black) straps allowing rapid identification of the upper and lower parts of the harness before donning.

• Quick donning



Equipped with padded shoulder straps and FAST LT PLUS buckles on the leg loops, the NEWTON FAST harness dons very easily with both feet on the ground, without loss of adjustment.

• Optimal Comfort



The NEWTON EASYFIT harness is designed to keep its shape, and includes two pockets for stowing small items. The leg loops are padded and equipped with FAST LT PLUS buckles, enabling the harness to be easily donned while keeping both feet on the ground, without loss of adjustment.

 NEWTON Harnesses

NEWTON International Version

Fall-Arrest Harnesses

NEWTON is a lightweight, ergonomic fall-arrest harness. It is easy to use and its straps are color-coded to make donning easier. The harness allows immediate access to tools, with equipment loops and slots for the TOOLBAG pouch. Its textile sternal attachment point and metal and textile dorsal attachment points provide tremendous versatility. It ergonomically stows MGO connectors and has fall indicators. It is certified to North American, European, and Russian standards.



NEWTON FAST International Version

Quick-donning fall-arrest harness

NEWTON FAST is a lightweight, ergonomic fall-arrest harness that can be quickly donned. It is equipped with padded shoulder straps and FAST LT PLUS buckles on the leg loops, allowing the harness to be donned with both feet on the ground, without loss of adjustment. The harness allows immediate access to tools, with equipment loops and slots for the TOOLBAG pouch. Its textile sternal attachment point and metal and textile dorsal attachment points provide tremendous versatility. It ergonomically stows MGO connectors and has fall indicators. It is certified to North American, European, and Russian standards.



NEWTON EASYFIT International Version

Comfortable and quick-donning fall-arrest harness

NEWTON EASYFIT is a comfortable, ergonomic fall-arrest harness that can be quickly donned. It is equipped with padded shoulder straps and FAST LT PLUS buckles on the leg loops, allowing the harness to be donned with both feet on the ground, without loss of adjustment. Its lightweight, breathable design offers two zippered pockets for storing small items. The harness allows immediate access to tools, with equipment loops and slots for the TOOLBAG pouch. Its textile sternal attachment point and metal and textile dorsal attachment points provide tremendous versatility. It ergonomically stows MGO connectors and has fall indicators. It is certified to North American, European, and Russian standards.



Accessories



HI-VIZ Vest for NEWTON Harnesses

Fluorescent-colored vest with reflective strips makes the worker highly visible in a variety of lighting conditions. It installs quickly and easily on NEWTON, NEWTON FAST, and NEWTON EASYFIT harnesses. The sternal buckle, multiple attachment points, and lanyard connector parking all remain accessible during use for optimal freedom of movement.

Leg Loop Padding for NEWTON Harnesses

Leg loop padding that can be added to NEWTON and NEWTON FAST harnesses to increase comfort, or used as replacement padding on NEWTON EASYFIT harnesses.


Harnesses in the VOLT range are designed for workers at height who work on towers, antennas, and wind turbines. Their design is specific to work positioning.

• Quick donning and easy adjustments



The VOLT harnesses are easy to don with feet on the ground. The sternal point, waistbelt, and leg loops are equipped with FAST opening buckles for quick fastening and unfastening. They are also easy to adjust, with DOUBLEBACK buckles and anti-slip devices for long-lasting adjustment.

• Comfortable



All contact zones use contoured foam and are lined with breathable material, including the shoulder straps, waistbelt and leg loops, making it more comfortable to work and move around.

• Easy to use



Two side attachment points can be folded down to prevent them from snagging accidentally when not in use.



The harnesses have a parking system for the MGO connectors on fall-arrest lanyards on each shoulder strap.



The equipment loops and tool holder slots allow the user to organize and carry all the necessary equipment for a day of work.

• 4-point harness for work on towers and antennas



The VOLT LIGHT is a comfortable fall-arrest and work positioning harness designed for tower work.

NEW
2026



• 5-point harness for work on towers and antennas



The VOLT harness has a LADDER CLIMB ventral attachment point that can be used to connect a trolley and move along a rail or cable-based fall protection system.

NEW
2026



• 5-point harness for work on wind turbines



The VOLT WIND harness features protective plates on the back of the shoulder straps and waistbelt that help shield the webbing from friction-induced wear when moving inside a wind turbine tower.

NEW
2026



VOLT® LIGHT European Version

Comfortable fall-arrest and work positioning harness. 4 attachment points

The VOLT LIGHT is a fall-arrest and work positioning harness with four attachment points, specifically designed for work at height professionals who work on towers and metal structures. FAST opening buckles make it easy to don with feet on the ground and DOUBLEBACK self-locking buckles allow for quick adjustment. It is designed to be comfortable and supportive for work at height. Equipment loops and tool holder slots allow the user to organize and carry all the equipment needed for the job at hand.

VOLT® European Version

Comfortable fall-arrest and work positioning harness with attachment point for progression along a vertical rail or cable-based fall protection system. 5 attachment points

The VOLT is a fall-arrest and work positioning harness with five attachment points, specifically designed for work at height professionals who work on towers and metal structures. FAST opening buckles make it easy to don with feet on the ground and DOUBLEBACK self-locking buckles allow for quick adjustment. It is designed to be comfortable, adjustable, and supportive for work at height. The LADDER CLIMB ventral attachment point can be used to connect a trolley and move along a rail or cable-based fall protection system. Equipment loops and tool holder slots allow the user to organize and carry all the equipment needed for the job at hand.

VOLT® WIND European Version

Comfortable fall-arrest and work positioning harness for wind turbine technicians with attachment point for progression along a vertical rail or cable-based fall protection system. 5 attachment points

The VOLT WIND is a fall-arrest and work positioning harness with five attachment points, specifically designed for wind turbine technicians. FAST opening buckles make it easy to don with feet on the ground and DOUBLEBACK self-locking buckles allow for quick adjustment. It is designed to be comfortable, adjustable, and supportive for work at height. The LADDER CLIMB ventral attachment point can be used to connect a trolley and move along a rail or cable-based fall protection system. Protective plates on the back of the shoulder straps and waistbelt help shield the webbing from friction-induced wear when moving inside a wind turbine tower. Equipment loops and tool holder slots allow the user to organize and carry all the equipment needed for the job at hand.


Harnesses in the VOLT range are designed for workers at height who work on towers, antennas, and wind turbines. Their design is specific to work positioning.

• Quick donning and easy adjustments




The VOLT harnesses are easy to don with feet on the ground. The sternal point, waistbelt, and leg loops are equipped with FAST opening buckles for quick fastening and unfastening. They are also easy to adjust, with DOUBLEBACK buckles and anti-slip devices for long-lasting adjustment.

• Comfortable



All contact zones use contoured foam and are lined with breathable material, including the shoulder straps, waistbelt and leg loops, making it more comfortable to work and move around.


• Easy to use



The harnesses have a parking system for the MGO connectors on fall-arrest lanyards on each shoulder strap.



Two textile slots on the waistbelt allow a VOLT work seat to easily be attached for greater comfort during prolonged work positioning.



The dorsal point is equipped with a fall indicator: if the user takes a fall on this point, a red indicator appears to provide a visual warning that the harness should be retired immediately.

• 4-point harness for work on towers and antennas



NEW
2026



VOLT® LIGHT International Version

Comfortable fall-arrest and work positioning harness. 4 attachment points

The VOLT LIGHT is a fall-arrest and work positioning harness with four attachment points, specifically designed for work at height professionals who work on towers and metal structures. FAST opening buckles make it easy to don with feet on the ground and DOUBLEBACK self-locking buckles allow for quick adjustment. It is designed to be comfortable and supportive for work at height. Equipment loops and tool holder slots allow the user to organize and carry all the equipment needed for the job at hand.

• 5-point harness for work on towers and antennas



NEW
2026



VOLT® International Version

Comfortable fall-arrest and work positioning harness with attachment point for progression along a vertical rail or cable-based fall protection system. 5 attachment points

The VOLT is a fall-arrest and work positioning harness with five attachment points, specifically designed for work at height professionals who work on towers and metal structures. FAST opening buckles make it easy to don with feet on the ground and DOUBLEBACK self-locking buckles allow for quick adjustment. It is designed to be comfortable, adjustable, and supportive for work at height. The LADDER CLIMB ventral attachment point can be used to connect a trolley and move along a rail or cable-based fall protection system. Equipment loops and tool holder slots allow the user to organize and carry all the equipment needed for the job at hand.

• 5-point harness for work on wind turbines



NEW
2026



VOLT® WIND International Version

Comfortable fall-arrest and work positioning harness for wind turbine technicians with attachment point for progression along a vertical rail or cable-based fall protection system. 5 attachment points

The VOLT WIND is a fall-arrest and work positioning harness with five attachment points, specifically designed for wind turbine technicians. FAST opening buckles make it easy to don with feet on the ground and DOUBLEBACK self-locking buckles allow for quick adjustment. It is designed to be comfortable, adjustable, and supportive for work at height. The LADDER CLIMB ventral attachment point can be used to connect a trolley and move along a rail or cable-based fall protection system. Protective plates on the back of the shoulder straps and waistbelt help shield the webbing from friction-induced wear when moving inside a wind turbine tower. Equipment loops and tool holder slots allow the user to organize and carry all the equipment needed for the job at hand.

• 5-point harness for work on wind turbine towers in humid and salty environments



NEW
2026



VOLT® WIND OFFSHORE

Comfortable fall-arrest and work positioning harness with attachment point for progression along a vertical rail or cable-based fall protection system, for work on wind turbines in humid and salty environments. 5 attachment points

The VOLT WIND OFFSHORE is a fall-arrest and work positioning harness with five attachment points, specifically designed for wind turbine technicians who work in humid and salty environments. FAST opening buckles make it easy to don with feet on the ground and DOUBLEBACK self-locking buckles allow for quick adjustment. It is designed to be comfortable, adjustable, and supportive for work at height. The LADDER CLIMB ventral attachment point can be used to connect a trolley and move along a rail or cable-based fall protection system. Protective plates on the back of the shoulder straps and waistbelt help shield the webbing from friction-induced wear when moving inside a wind turbine tower. Equipment loops and tool holder slots allow the user to organize and carry all the equipment needed for the job at hand.

Accessories

NEW
2026



Work Seat for VOLT®

Seat for work positioning designed for VOLT harnesses (international versions)


Harnesses in the AVAO range are specifically designed for workers at height. Their design is specific to positioning and rope descent.

• Comfortable construction



All contact zones, including the shoulder straps, waistbelt and leg loops, use contoured foam and are lined with breathable material, making work more comfortable for professionals. Semi-rigid waistbelt and leg loops provide optimal harness fit and support.

• Equipment organization



Equipment integration

The ventral connection point consists of a textile loop and a metal D ring for integrating a positioning lanyard, a descender, or a PODIUM or LITEPOD work seat.



Equipment organization

The waistbelt is equipped with two side metal attachment points for connecting a positioning lanyard in double mode. Five equipment loops, two slots for CARITool tool holders and INTERFAST connection system allow the user to organize all the necessary equipment for a day of work.

• Easy to install and adjust



Easy to don

The AVAO FAST and AVAO SIT FAST harnesses are equipped with FAST opening buckles on the leg loops, making it easier to put on and take off, even while wearing gloves.



Easy to adjust

Adjusting the harness is easy with self-locking DOUBLEBACK buckles. They're equipped with an anti-slip device that helps the buckle maintain the right adjustment throughout the workday.

• A complete solution with dorsal attachment point



The AVAO and AVAO FAST full-body harnesses are equipped with a dorsal attachment point for connecting a fall-arrest system.

• Lightweight and modular solution



Combining an AVAO SIT harness with a TOP chest harness provides a modular, lightweight solution if the user does not need a dorsal attachment point.



AVAO® / AVAO® FAST European Version

Comfortable and versatile harness for work at height

The AVAO harness is specifically designed for workers at height. Its design is specific to work positioning and rope descent. Contoured foam on the semi-rigid waistbelt and leg loops provide comfort during use. The waistbelt features metal side attachment points, equipment loops, and tool holder slots, allowing the user to organize all the necessary equipment for a day of work. Adjustment is quick and easy with self-locking DOUBLEBACK buckles and FAST opening buckles (AVAO FAST).



AVAO® / AVAO® FAST International Version

Comfortable and versatile harness for work at height

The AVAO harness is specifically designed for workers at height. Its design is specific to work positioning and rope descent. Contoured foam on the semi-rigid waistbelt and leg loops provide comfort during use. The waistbelt features metal side attachment points, equipment loops, and tool holder slots, allowing the user to organize all the necessary equipment for a day of work. Adjustment is quick and easy with self-locking DOUBLEBACK buckles and FAST opening buckles (AVAO FAST).

TOP

Chest harness for sit harness

The TOP chest harness transforms AVAO SIT, AVAO SIT FAST, FALCON, FALCON MOUNTAIN, SEQUOIA and SEQUOIA PLUS sit harnesses into fall-arrest harnesses. The padded shoulder straps are widely spaced to reduce neck chafing. The TOP chest harness helps distribute the load over the shoulders when the waistbelt is loaded.



AVAO® SIT / AVAO® SIT FAST

Comfortable and versatile sit harness for work at height

The AVAO SIT sit harness is specifically designed for workers at height looking for a lightweight and modular solution. It can be turned into a full-body fall-arrest harness by connecting a TOP or TOP CROLL chest harness. Its design is specific to work positioning and rope descent. Contoured foam on the semi-rigid waistbelt and leg loops provide comfort during use. The waistbelt features metal side attachment points, equipment loops, and tool holder slots, allowing the user to organize all the necessary equipment for a day of work. Adjustment is quick and easy with self-locking DOUBLEBACK buckles and FAST opening buckles on the leg loops (AVAO SIT FAST).



Accessories

PODIUM

Comfortable work seat designed for prolonged suspension

The PODIUM work seat allows work-at-height and rope access technicians to sit when suspended in their harness for long periods of work, providing additional comfort. It features three equipment loops and is easily adjustable, with DOUBLEBACK buckles. It can be connected to the harness with T-BARS, which can be attached directly to the shackles, or with connectors or accessory carabiners such as the MINO. Replacement covering for PODIUM work seat, available as an accessory.



LITEPOD

Compact work seat designed for prolonged suspension

The LITEPOD work seat allows work-at-height and rope access technicians to sit when suspended in their harness for long periods of work, providing additional comfort. It features two equipment loops and is easily adjustable, with DOUBLEBACK buckles. It can be connected to the harness with T-BARS, which can be attached directly to the shackles, or with connectors or accessory carabiners such as the MINO. A replacement covering for the LITEPOD work seat is available as an accessory.




Harnesses in the ASTRO range are designed for rope access technicians. Their design is specific to movement and rope ascent.

• Ultra-comfortable design



All contact zones (shoulder straps, waistbelt and leg loops) use 3D foam padding and are lined with breathable material for more comfort while suspended and throughout the workday. Semi-rigid waistbelt and leg loops provide optimal harness fit and support.

• Equipment integration and organization



Optimally integrate equipment

The gated ventral point on the ASTRO harness allows optimal integration of equipment for rope progression, as well as a PODIUM or LITEPOD work seat.



Equipment organization

The waistbelt is equipped with two side metal attachment points for connecting a positioning lanyard in double mode. Seven equipment loops, two slots for CARITOOL tool holders and INTERFAST connection system, and two loops for TOOLBAG tool pouches allow the user to install and organize all the necessary equipment for a day of work.

• Easy to put on




Shoulder straps have a FAST opening buckle on the left, making it easy to put on and take off; and a DOUBLEBACK self-locking buckle on the right with an anti-slip device, for easy adjustments that don't slip.

• Convenient adjustment system



Easy to don

Leg loops are equipped with FAST opening buckles that allow the harness to be donned with both feet on the ground without loss of adjustment, even while wearing gloves.



Easy to adjust

Waistbelt equipped with self-locking DOUBLEBACK buckles for quick and easy adjustment.

• A complete solution with dorsal attachment point



ASTRO full-body harnesses are equipped with a dorsal attachment point for attaching a fall-arrest system. On the international version, in the event of a fall on the dorsal attachment point, a red indicator appears, signaling that the harness should be retired.

• Lightweight and modular solution



Combining an ASTRO SIT harness with the TOP CROLL chest harness provides a modular, lightweight solution. The bridge construction makes lateral movement easier.



ASTRO® European Version

Ultra-comfortable harness for rope access

The ASTRO harness is designed for rope access technicians. Its design is specific to movement and rope ascent. The 3D foam padding and semi-rigid waistbelt and leg loop construction provide comfort throughout the workday. The gated ventral attachment point allows the user to efficiently install the necessary equipment for progression. The integrated CROLL L rope clamp improves efficiency for rope ascent. The waistbelt features metal side attachment points, equipment loops, and tool holder slots, allowing the user to organize and carry all the necessary equipment for a day of work. DOUBLEBACK PLUS self-locking buckles and FAST opening buckles make donning and adjusting the harness simple and convenient, even while wearing gloves.



ASTRO® International Version

Ultra-comfortable harness for rope access

The ASTRO harness is designed for rope access technicians. Its design is specific to movement and rope ascent. The 3D foam padding and semi-rigid waistbelt and leg loop construction provide comfort throughout the workday. The gated ventral attachment point allows the user to efficiently install the necessary equipment for progression. The integrated CROLL L rope clamp improves efficiency for rope ascent. The waistbelt features metal side attachment points, equipment loops, and tool holder slots, allowing the user to organize and carry all the necessary equipment for a day of work. DOUBLEBACK self-locking buckles and FAST opening buckles make donning and adjusting the harness simple and convenient, even while wearing gloves.



TOP CROLL®

Chest harness for sit harness, with integrated CROLL L ventral rope clamp

The TOP CROLL chest harness transforms AVAO SIT, AVAO SIT FAST, ASTRO SIT, FALCON, FALCON ASCENT, FALCON MOUNTAIN, SEQUOIA and SEQUOIA PLUS sit harnesses into full-body harnesses for work at height and rope access. The padded shoulder straps are widely spaced to reduce neck chafing. The TOP CROLL chest harness helps distribute the load over the shoulders when the waistbelt is loaded.



ASTRO® SIT

Ultra-comfortable sit harness for rope access

The ASTRO SIT sit harness is specifically designed for workers at height and rope access technicians looking for a lightweight and modular solution. It can be made into a full-body fall-arrest harness by connecting a TOP CROLL chest harness, for ascending a rope. The 3D foam padding and semi-rigid waistbelt and leg loop construction provide comfort throughout the workday. The textile bridge construction provides ease of movement and comfort when walking. The gated ventral attachment point allows the user to efficiently install the necessary equipment for progression. The waistbelt features metal side attachment points, equipment loops, and tool holder slots, allowing the user to organize and carry all the necessary equipment for a day of work. DOUBLEBACK self-locking buckles and FAST opening buckles make donning and adjusting the harness simple and convenient, even while wearing gloves.

Accessories



PODIUM

Comfortable work seat designed for prolonged suspension

The PODIUM work seat allows work-at-height and rope access technicians to sit when suspended in their harness for long periods of work, providing additional comfort. It features three equipment loops and is easily adjustable, with DOUBLEBACK buckles. It can be connected to the harness with T-BARS, which can be attached directly to the shackles, or with connectors or accessory carabiners such as the MINO. Replacement covering for PODIUM work seat, available as an accessory.



LITEPOD

Compact work seat designed for prolonged suspension

The LITEPOD work seat allows work-at-height and rope access technicians to sit when suspended in their harness for long periods of work, providing additional comfort. It features two equipment loops and is easily adjustable, with DOUBLEBACK buckles. It can be connected to the harness with T-BARS, which can be attached directly to the shackles, or with connectors or accessory carabiners such as the MINO. A replacement covering for the LITEPOD work seat is available as an accessory.

Designed for tree care workers, the SEQUOIA range of harnesses offers optimal comfort and support during ascents or when moving in a tree. Compatible with a wide range of accessories, it makes the everyday tasks of tree care workers easier.

• Optimal comfort and positioning



The wide and rigid waistbelt and leg loops offer optimal support for the tree care worker. The contact zones have 3D foam padding and are lined with breathable material, allowing the user to work comfortably whether they're ascending or suspended.

• Convenient adjustment system




Harnesses in the SEQUOIA range are equipped with FAST opening buckles for quick and easy fastening and unfastening without loss of adjustment. Leg loops are equipped with triple action FAST opening buckles to limit the risk of accidental unfastening, especially when moving in a tree. The buckles are easy to use when wearing gloves.

• Attachment points



The wide (and gated on the SEQUOIA PLUS) front attachment points allow the user to install an additional attachment bridge. They also allow a ZILLON or MICROFLIP work positioning lanyard to be connected.

• Easy to organize and carry equipment



The waistbelt is equipped with six equipment loops, four tool-holder slots, and a textile slot for connecting a chainsaw leash, for example. Each leg loop has two tool-holder slots.

• Harness compatible with an ascent system using SRS techniques

The SEQUOIA harness is compatible with the KNEE ASCENT kit which allows a KNEE GRAB knee ascender to be connected to the waistbelt for increased efficiency when ascending using SRS techniques.

• Harness with an SRS technique ascension system

The SEQUOIA PLUS harness has an integrated tube and an elastic band that is designed to connect a KNEE GRAB knee ascender in order to increase efficiency when ascending using SRS techniques.

NEW
2026



SEQUOIA®

Comfortable tree care harness with good support

If you're an arborist looking for a harness that strikes the perfect balance between comfort, support, and convenience — the SEQUOIA is for you. With comfortable 3D foam padding, the SEQUOIA also features wide and rigid waistbelt and leg loops for optimal support. FAST opening buckles make it quick and easy to don. With adjustable DOUBLEBACK buckles and anti-slip device, the setback is easy to adjust and stays in place. The wide front attachment points allow you to install an additional attachment bridge. They also allow a ZILLON or MICROFLIP work positioning lanyard to be connected. The waistbelt allows you to organize and carry all the necessary equipment for working in the canopy.

NEW
2026



SEQUOIA® PLUS

Comfortable sit harness for tree care offering excellent support and an integrated SRS ascent system

If you're an expert arborist looking for a harness that strikes the perfect balance between comfort, support, convenience, and offers a wide range of accessories — the SEQUOIA PLUS is for you. With ultra-comfortable 3D foam padding, the SEQUOIA PLUS also features extra wide and rigid waistbelt and leg loops for optimal support. FAST opening buckles make it quick and easy to don. With adjustable DOUBLEBACK buckles and anti-slip device, the setback is easy to adjust and stays in place. The wide, gated front attachment points allow the user to install an additional attachment bridge. They also allow a ZILLON or MICROFLIP work positioning lanyard to be connected. The integrated SRS ascent system allows you to simply connect the KNEE GRAB knee ascender for more efficient rope ascent. The waistbelt allows you to organize and carry all the necessary equipment for working in the canopy.

Accessories

NEW
2026



SEQUOIA® Shoulder Straps

The SEQUOIA shoulder straps are used with the SEQUOIA or SEQUOIA PLUS harness. With padded straps, they allow weight to be displaced from the waistbelt and distributed comfortably across the shoulders. The modular design allows the shoulder straps to transition to Torso mode to connect an SRS ascent system. In order to better adapt to different body sizes, the height of the sternal connection can be adjusted.

NEW
2026



STERNO

The STERNO shoulder straps can be connected to an ascent system to keep it raised when using SRS technique. Comfortable, slim, and low profile, STERNO straps also sit wider on the shoulders to reduce neck chafing. The front bridge is not fixed, providing great freedom of movement. Three connection heights offer a more customized adjustment. Finally, the hybrid metal buckles are adjustable and can be fastened and unfastened, making it easy to put on and take off.

NEW
2026



SEQUOIA® Attachment Bridge

Attachment bridge with sewn terminations for connection to the gated attachment points of the SEQUOIA PLUS arborist harness, to optimize lateral mobility.

NEW
2026



SEQUOIA® Knottable Attachment Bridge

The knottable attachment bridge connects to the attachment points on the SEQUOIA range of tree care harnesses, designed to optimize lateral mobility.

UPDATED
2026



RING

The RING connection ring can be used to create multiple anchors or be installed directly onto the SEQUOIA PLUS and SEQUOIA harness attachment bridges to improve lateral mobility during tree care work.

NEW
2026



FIRSAID Pouch for First Aid Kit

The FIRSAID pouch makes it possible to carry emergency first aid equipment on the harness. It can be connected to the rear of a SEQUOIA and SEQUOIA PLUS harness and can quickly and easily be detached with one hand so that the user can quickly respond to an injury. This pouch is not sold with medical equipment.

Designed for rescuers, these harnesses are lightweight for increased mobility and rapid movement during operations. Having the choice between several different models allows you to choose the best fit for different environments that may be encountered in the field.

• Comfortable, lightweight design



Comfortable, lightweight design

The semi-rigid and slim waistbelt and leg loops with 3D foam padding provide the range of FALCON harnesses with an optimal comfort-to-weight ratio to limit bulk.



Compact side attachment points

The textile side attachment points on harnesses in the FALCON range are designed for occasional use and limit bulk and weight.

• Ergonomic



Easy to adjust

The FALCON and FALCON ASCENT harnesses feature DOUBLEBACK PLUS self-locking buckles on the waistbelt and FAST LT buckles on the leg loops, making them quick and easy to put on and adjust.

• Efficiently organize equipment and work tools



Equipment loops and slots

The range of FALCON harnesses feature equipment loops on the sides and at the rear of the waistbelt. Each harness also has slots designed for the CARITool tool holder and the TOOLBAG tool pouch.

• For working while suspended



The metal ventral attachment point on the FALCON harness distributes the load between the waistbelt and the leg loops while suspended.

• For efficiency when ascending a rope



The two-part ventral attachment point of the FALCON ASCENT harness increases the efficiency of rope ascents when using a CROLL ventral rope clamp.

• For operations using climbing techniques



The textile bridge construction of the FALCON MOUNTAIN harness favors progression with climbing techniques and makes it comfortable to walk in.



FALCON

Lightweight sit harness for suspended rescue

FALCON is a lightweight sit harness designed for rescue operations involving suspension. The metal ventral attachment point distributes the load between the waistbelt and leg loops. The design is lightweight and comfortable, joining the slim, semi-rigid waistbelt and leg loops with 3D foam padding. It provides optimal balance between low weight and comfort, as well as reduced bulk, when you're standing, moving, or hanging. The DOUBLEBACK PLUS self-locking buckles on the waistbelt and the FAST LT buckles on the leg loops make it quick and easy to put on and adjust. The rear loop allows a TOP or TOP CROLL L chest harness to be attached.



FALCON ASCENT

Lightweight and comfortable sit harness for rescue operations and work involving rope ascent

FALCON ASCENT is a lightweight sit harness designed for rescue operations and work involving rope ascent. The two-part ventral attachment point fastens with an OMNI carabiner and provides greater efficiency when ascending a rope. The design is lightweight and comfortable, joining the slim, semi-rigid waistbelt and leg loops with 3D foam padding, which provides optimal balance between low weight and comfort, as well as reduced bulk. The DOUBLEBACK PLUS self-locking buckles on the waistbelt and the FAST LT buckles on the leg loops make it quick and easy to put on and adjust. The rear loop allows a TOP CROLL L chest harness to be attached.



FALCON MOUNTAIN

Ultra-lightweight and comfortable sit harness for rescue operations that involve climbing techniques

FALCON MOUNTAIN is an ultra-lightweight sit harness designed for rescue operations that involve climbing techniques. Its ventral attachment point has a textile bridge for mobility when progressing and comfort when walking. The design is very lightweight and comfortable, joining the slim, semi-rigid waistbelt and leg loops with 3D foam padding, which provides an optimal balance between low weight and comfort, as well as reduced bulk. The DOUBLEBACK self-locking buckles on the waistbelt and leg loops make it quick and easy to put on and adjust. The rear plastic loop allows a TOP or TOP CROLL L chest harness to be attached.



Accessories



CHEST'AIR

Chest harness for sit harnesses

The CHEST'AIR chest harness transforms the FALCON, FALCON MOUNTAIN, AVAO SIT, and SEQUOIA sit harnesses into fall-arrest harnesses. With multiple certifications, CHEST'AIR can be attached to a climbing or mountaineering harness to keep a victim upright during a rescue. It simply connects to the ventral attachment point of the sit harness and fastens via the FAST LT buckle at the chest, for quick donning. It adapts easily to different body types with its DOUBLEBACK self-locking buckles on the shoulder straps and ventral strap. Made with 3D foam padding, the CHEST'AIR chest harness provides additional comfort while hanging.

Evacuation Triangles

Evacuation triangles are mainly used for rescue on cable lifts and by firefighters. They allow unequipped people to be evacuated in minimal time.



THALES

Safety chest collar and comfortable evacuation triangle with shoulder straps

The THALES safety chest collar and evacuation triangle is designed for rescue operations, cable lift evacuations, and helicopter evacuations. The chest collar configuration allows the evacuee to be secured in an emergency and then evacuated with the triangle. Passing from the chest collar configuration to the triangle configuration is quick with the use of three hook and loop straps. The ergonomic shape of the seat and the presence of shoulder straps makes suspension more comfortable than with a classic evacuation triangle. Color-coding differentiates the back and seat, as well as the different straps and closure system, making it easier to put on the evacuee. The high-strength TPU tarp material allows regular to intensive use.




PITAGOR

Comfortable evacuation triangle with shoulder straps

The PITAGOR evacuation triangle is designed for rescue operations and cable lift evacuations. The ergonomic shape of the seat and the presence of shoulder straps makes suspension more comfortable than with a classic evacuation triangle. Color-coding differentiates the back and seat, as well as the closure system, making it easier to put on the evacuee. The high-strength TPU tarp material allows regular to intensive use.


Rescue Litter



STEF

Tilting device for NEST litter


The STEF tilting device joins the three connection points of the NEST litter and allows it to be easily tilted according to the terrain. It has three Am'D TRIACT-LOCK connectors for automatic locking of the connection points, and a swivel for precise orientation of the litter.



NEST

Litter for confined spaces

The NEST litter was developed in partnership with the French national caving rescue organization. It allows a victim to be transported horizontally, vertically, or at an angle. It handles easily and simplifies loading the victim. It is suitable for technical rope rescue, particularly in confined spaces.



Bag for NEST Litter

The bag for the NEST litter allows it to be transported and stored. The openings at either end allow the handles of the litter to protrude, for easier handling. It is equipped with three handles and a bandolier system for easier transport.



RING2RING

Rigid double ring for sit harnesses with textile bridges

Specifically designed to be used on sit harnesses with textile bridges, the RING2RING accessory is primarily for use during helicopter rescue. It functions as a second attachment ring in addition to the textile loop, allowing the rescuer to better organize their equipment at the ventral attachment point and making it easier for the winch operator to access the connection point when connecting the rescuer.



RING2SIDE

Accessory that allows you to convert a textile lateral attachment point into a metal attachment point

The RING2SIDE accessory allows you to convert a textile lateral attachment point into a metal attachment point on the FALCON and FALCON ASCENT harnesses. Its large ring and intuitive clipping orientation makes it easier to attach equipment. It can also be folded down to avoid being snagged when not in use.



LIFT

Spreader for harnesses

Spreader for full-body harnesses or sit harnesses used in conjunction with a chest harness, allowing upright descent (for confined spaces).



Installing and uninstalling the CARITool



CARITool

Harness tool holder

The CARITool tool holder provides one-handed tool access and storage. The stabilizing clip allows it to slip onto the harness straps and stay in place. The gate has a protective feature that limits accidental snagging. It is available in two sizes.



RING OPEN

Multidirectional gated ring



Shackles

Shackles for connecting a seat (pack of 2)

Connects to the gated attachment point on a harness, allowing you to efficiently integrate equipment.



Lanyard Connector Parking

Lanyard connector parking accessory (pack of 2)

Lanyard connector parking accessories can be installed on the shoulder straps of the NEWTON, VOLT, AVAO, and ASTRO ranges of full-body harnesses and TOP, TOP CROLL S, and TOP CROLL L chest harnesses. They allow users to stow the MGO connectors on fall-arrest lanyards.



PORTO

Webbing equipment loop

Webbing equipment loop that attaches to a pack's internal loop for organizing equipment.

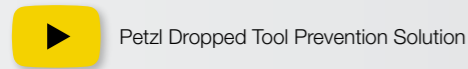


BOLTBAG

Equipment pouch

Equipment pouch for organizing a hammer, bolting gear, and other equipment. It has two pockets and exterior holster.

Petzl offers a complete solution that secures equipment when working at height to help prevent tools from being dropped. These products were designed in accordance to the ANSI/ISEA 121-2018 standard for dropped object prevention solutions.



• TOOLINK S & TOOLTAPE for tools up to 2.3 kg



• TOOLINK M for tools up to 3 kg



• TOOLINK L for tools up to 5 kg



TOOLBAG

Tool pouch

The TOOLBAG tool pouch allows you to store small tools and fasteners. The opening and closure system is easy to use with one hand. It can be connected to the harness using the INTERFAST accessory, reducing bulk on the harness and making the pouch more accessible. It is durably constructed and can be used on a daily basis without worrying about wear. It is available in three sizes: 1.5, 3, and 6 liters.



INTERFAST

Quick connection accessory for the TOOLBAG and TOOLEASH

INTERFAST is an accessory that allows you to connect a TOOLBAG tool pouch and a TOOLEASH drop-prevention tether. It is versatile and compatible with any harness that has slots. The design is compact and durable to limit bulk on the harness and keep all the attached elements secure when working at height.



TOOLEASH

Extendable drop-prevention tether for tools weighing up to 5 kg

The TOOLEASH extendable tether allows you to attach a tool to prevent dropping it when working at height. The high-strength elasticized tether is compact on your harness. The versatile connection system allows the user to make a long-term tool tether or switch between tools, depending on need. TOOLEASH is part of a complete solution for dropped tool prevention.



TOOLINK S and TOOLTAPE

Attachment for a tool weighing up to 2.3 kg (pack of 5 TOOLINK S tether and a TOOLTAPE adhesive)

TOOLINK S is an attachment that allows you to connect and secure a tool with no connection hole and a smooth, straight handle when working at height. It can be installed on a tool weighing up to 2.3 kg using TOOLTAPE adhesive. The ergonomic connection point allows you to quickly clip and unclip, so it's easy to use.



TOOLINK M

Attachment for a tool weighing up to 3 kg with a connection hole (pack of 5)

TOOLINK M is an attachment that allows you to connect and secure a tool weighing up to 3 kg with an integrated connection hole when working at height. The ergonomic connection point allows you to quickly clip and unclip, so it's easy to use.



TOOLINK L

Attachment for a tool weighing up to 5 kg (pack of 5)

TOOLINK L is an attachment that allows you to connect and secure a heavier tool weighing up to 5 kg when working at height. The ergonomic connection point allows you to quickly clip and unclip, so it's easy to use.








MINO






Non-PPE accessory carabiner

This product is not PPE (Personal Protective Equipment).

General Purpose Harnesses

		European Versions		International Versions		Attachment Points				Sizes				Weight		
		References	Certifications (1)	References	Certifications (1)	Dorsal	Sternal	Ventral	Side	Sizes	Waistbelt	Leg Loops	Height			
Fall-Arrest Harnesses																
NEWTON		NEWTON	C073AA01	CE EN 361 EAC JSFAD	C073BA01	ANSI Z359.11 CSA Z259.10 CE EN 361 EAC JSFAD XF 494 GB 6095	•	•	-	-	1	70 - 93 cm	47 - 62 cm	165 - 185 cm	900 g 1125 g (3)	
			C073AA02		C073BA02						2	83 - 120 cm	50 - 65 cm	175 - 200 cm	930 g 1155 g (3)	
		NEWTON FAST	C073CA01		C073DA01 C073IA00 (2)						1	70 - 93 cm	47 - 62 cm	165 - 185 cm	1010 g 1355 g (3)	
			C073CA02		C073DA02 C073IA01 (2)						2	83 - 120 cm	50 - 65 cm	175 - 200 cm	1050 g 1395 g (3)	
		NEWTON EASYFIT	C073EA00		C073FA00						0	65 - 80 cm	44 - 59 cm	160 - 180 cm	1310 g 1655 g (3)	
			C073EA01		C073FA01						1	70 - 93 cm	47 - 62 cm	165 - 185 cm	1370 g 1715 g (3)	
			C073EA02		C073FA02						2	83 - 120 cm	50 - 65 cm	175 - 200 cm	1420 g 1765 g (3)	
HI-VIZ Vest for NEWTON Harnesses		C073GA00	■	CE EN 20471	-	ANSI 107 CSA Z96	-	-	-	-	-	-	-	380 g		
	C073HA00	■														
Leg Loop Padding for NEWTON Harnesses		C073JA00	-	-	-	-	-	-	-	-	-	-	-	70 g		
Fall-Arrest and Work-Positioning Harnesses																
NEW 2026 VOLT		VOLT LIGHT	C072GA00	CE EN 361 EN 358	C072HA00	CE EN 361, EN 358 ANSI Z359.11 CSA Z259.10 GB 6095, JSFAD	•	•	•	•	0	65 - 80 cm	44 - 59 cm	160 - 180 cm	1650 g 1965 g (3)	
			C072GA01		C072HA01						1	70 - 93 cm	47 - 62 cm	165 - 185 cm	1690 g 2500 g (3)	
			C072GA02		C072HA02						2	83 - 120 cm	50 - 65 cm	175 - 200 cm	1790 g 2105 g (3)	
		VOLT	C072AB00	CE EN 361 EN 358 EN 813	C072CB00	CE EN 361, EN 358, EN 813 ANSI Z359.11 CSA Z259.10 GB 6095, JSFAD	•	•	•	•	0	65 - 80 cm	44 - 59 cm	160 - 180 cm	1902 g 2308 g (3)	
			C072AB01		C072CB01						1	70 - 93 cm	47 - 62 cm	165 - 185 cm	1942 g 2348 g (3)	
			C072AB02		C072CB02						2	83 - 120 cm	50 - 65 cm	175 - 200 cm	2042 g 2448 g (3)	
		VOLT WIND	C072BB00	CE EN 361 EN 358 EN 813	C072DB00	CE EN 361, EN 358, EN 813 ANSI Z359.11 CSA Z259.10 GB 6095, JSFAD	•	•	•	•	0	65 - 80 cm	44 - 59 cm	160 - 180 cm	1939 g 2368 g (3)	
			C072BB01		C072DB01						1	70 - 93 cm	47 - 62 cm	165 - 185 cm	1979 g 2408 g (3)	
			C072BB02		C072DB02						2	83 - 120 cm	50 - 65 cm	175 - 200 cm	2079 g 2508 g (3)	
		VOLT WIND OFFSHORE	-	-	C072FB00	CE EN 361, EN 358, EN 813 ANSI Z359.11 CSA Z259.10 GB 6095, JSFAD	•	•	•	•	0	65 - 80 cm	44 - 59 cm	160 - 180 cm	2497 g	
			-		C072FB01						1	70 - 93 cm	47 - 62 cm	165 - 185 cm	2537 g	
			-		C072FB02						2	83 - 120 cm	50 - 65 cm	175 - 200 cm	2637 g	
		NEW 2026 Work Seat for VOLT		-	-	-	C072EB00	-	-	-	-	-	-	-	-	1135 g
		Harnesses for Fall Arrest, Work Positioning, and Suspension														
		AVAO		AVAO	C071AB00	CE EN 361 EN 358 EN 813	C071CB00	ANSI Z359.11 ANSI Z459.1 NFPA 1983 class III CSA Z259.10 CE EN 361, EN 358, EN 813 GB 6095	•	•	•	•	0	65 - 80 cm	44 - 59 cm	160 - 180 cm
	C071AB01			C071CB01	1		70 - 93 cm						47 - 62 cm	165 - 185 cm	1760 g 1975 g (3)	
	C071AB02			C071CB02	2		83 - 120 cm						50 - 65 cm	175 - 200 cm	1860 g 2075 g (3)	
AVAO FAST	C071BB00 C071BB03 (2)			C071DB00 C071DB03 (2)	0		65 - 80 cm						44 - 59 cm	160 - 180 cm	1695 g 2060 g (3)	
	C071BB01 C071BB04 (2)			C071DB01 C071DB04 (2)	1		70 - 93 cm						47 - 62 cm	165 - 185 cm	1735 g 2100 g (3)	
	C071BB02 C071BB05 (2)	C071DB02 C071DB05 (2)	2	83 - 120 cm	50 - 65 cm	175 - 200 cm	1835 g 2200 g (3)									
TOP		C081AB00 C081AB01 (2)	CE EN 361	C081EA00 (TOP JP)	CE EN 361 JSFAD	-	•	-	-	-	-	-	160 - 200 cm	465 g		
AVAO SIT		AVAO SIT	C079AB00 C079AB02 (2)	CE EN 358 EN 813 JSFAD	-	-	-	•	•	1	70 - 93 cm	47 - 62 cm	165 - 185 cm	1100 g		
			C079AB01 C079AB03 (2)		2					83 - 120 cm	50 - 65 cm	175 - 200 cm	1200 g			
		AVAO SIT FAST	C079BB00	CE EN 358 EN 813	-					0	65 - 80 cm	44 - 59 cm	160 - 180 cm	1035 g		
			C079BB01 C079BB02		1					70 - 93 cm	47 - 62 cm	165 - 185 cm	1075 g			
			2	83 - 120 cm	50 - 65 cm	175 - 200 cm	1175 g									
PODIUM		S071AB00	-	-	-	-	-	-	-	-	-	-	-	1150 g		
PODIUM Covering		S071CA00	-	-	-	-	-	-	-	-	-	-	-	440 g		
LITEPOD		S071BA00	-	-	-	-	-	-	-	-	-	-	-	770 g		
LITEPOD Covering		S071DA00	-	-	-	-	-	-	-	-	-	-	-	310 g		

Specialized Harnesses

	European Versions		International Versions		Attachment Points				Sizes			Weight		
	References	Certifications (1)	References	Certifications (1)	Dorsal	Sternal	Ventral	Side	Sizes	Waistbelt	Leg Loops		Height	
Rope Access Harnesses														
ASTRO		C083AB00	CE EN 361 EN 358 EN 813 EN 12841 type B	C083BB00 C083BB03 (2)	ANSI Z359.11, ANSI Z459.1 NFPA 2500 class III CSA Z259.10 CE EN 361, EN 358, EN 813, EN 12841 type B JSFAD XF 494, GB 6095	●	●	●	●	0	65 - 80 cm	44 - 59 cm	160 - 180 cm	1930 g / 2415 g (4)
		C083AB01		C083BB01 C083BB04 (2)						1	70 - 93 cm	47 - 62 cm	165 - 185 cm	1935 g / 2445 g (4)
		C083AB02		C083BB02 C083BB05 (2)						2	83 - 120 cm	50 - 65 cm	175 - 200 cm	2060 g / 2580 g (4)
TOP CROLL		C081CB00	CE EN 361 EN 12841 type B	C081DA00 (TOP CROLL JP)	CE EN 361 EN 12841 type B JSFAD	-	●	-	-	-	-	160 - 200 cm	525 g / 660 g (JP)	
ASTRO SIT		C085AB00	CE EN 358, EN 813	-	-	-	-	●	●	0	65 - 80 cm	44 - 59 cm	-	1195 g
		C085AB01		-	-	-	-	-	1	70 - 93 cm	47 - 62 cm	-	1220 g	
		C085AB02		-	-	-	-	-	2	83 - 120 cm	50 - 65 cm	-	1315 g	
PODIUM		S071AB00	-	-	-	-	-	-	-	-	-	-	1150 g	
PODIUM Covering		S071CA00	-	-	-	-	-	-	-	-	-	-	440 g	
LITEPOD		S071BA00	-	-	-	-	-	-	-	-	-	-	770 g	
LITEPOD Covering		S071DA00	-	-	-	-	-	-	-	-	-	-	310 g	
Tree Care Harnesses														
NEW 2026 SEQUOIA		SEQUOIA	CE EN 358, EN 813 ANSI Z133 ASTM F887 CSA Z259.1 GB 6095	-	-	-	-	●	●	0	65 - 80 cm	44 - 59 cm	-	1800 g
		C069AB01								1	70 - 93 cm	47 - 62 cm	-	1860 g
		C069AB02								2	83 - 120 cm	50 - 65 cm	-	2500 g
		SEQUOIA PLUS	CE EN 358, EN 813	-	-	-	-	●	●	0	65 - 80 cm	44 - 59 cm	-	1650 g
		C069BB01								1	70 - 93 cm	47 - 62 cm	-	1715 g
		C069BB02								2	83 - 120 cm	50 - 65 cm	-	1875 g
SEQUOIA Shoulder Straps		C069DB00	-	-	-	-	-	-	-	-	-	-	215 g	
STERNO		C092AA00	-	-	-	-	-	-	-	-	-	-	130 g	
SEQUOIA Attachment Bridge		C069CB00	-	-	-	-	-	-	-	S - 40 cm	-	-	-	65 g
		C069CB01	-	-	-	-	-	-	-	M - 45 cm	-	-	-	70 g
		C069CB02	-	-	-	-	-	-	-	L - 50 cm	-	-	-	75 g
SEQUOIA Knottable Attachment Bridge		C069JA00 / C069JA01 (2)	-	-	-	-	-	-	125 cm	-	-	-	100 g	
FIRSTAID Pouch for First Aid Kit		C069HA00	-	-	-	-	-	-	-	-	-	-	90 g	
Rescue Harnesses														
FALCON		FALCON	CE EN 813, EN 358 EAC ASTM F1772 XF 494, GB 6095	-	-	-	-	●	●	0	65 - 80 cm	44 - 59 cm	-	900 g
		C038DA00 / C038DA03 (2)								1	70 - 93 cm	47 - 62 cm	-	915 g
		C038DA01 / C038DA04 (2)								2	83 - 120 cm	50 - 65 cm	-	945 g
		FALCON ASCENT	-	-	-	-	-	●	●	1	70 - 93 cm	47 - 62 cm	-	800 g
		C038EA01								2	83 - 120 cm	50 - 65 cm	-	830 g
		FALCON MOUNTAIN	CE EN 813, EN 358 EN 12277 type C EAC, ASTM F1772, XF 494	-	-	-	-	●	●	1	70 - 93 cm	47 - 62 cm	-	670 g
C038FA01	2	83 - 120 cm								50 - 65 cm	-	700 g		
CHEST'AIR		C098AA00	CE EN 361, EN 12277 type D EAC	-	-	-	-	-	-	-	-	-	525 g	
Evacuation Triangles and Litter														
THALES		C061AA00	CE EN 1497, EN 1498 types A & B, EASA CM-CS-005	-	-	-	-	-	-	-	-	-	-	1315 g
PITAGOR		C060AA00	CE EN 1497 EN 1498 type B EASA CM-CS-005	-	-	-	-	-	-	-	-	-	-	1300 g
NEST		S061AA00	CE	-	-	-	-	-	-	-	-	-	-	13,1 kg
STEF		S059AA00 / S059BA00 (3)	CE	-	-	-	-	-	-	-	-	-	-	640 g / 620 g (3)
Bag for NEST Litter		S062AA00	-	-	-	-	-	-	-	-	-	-	-	1860 g

References	Certifications	Colors	Weight
Harness Accessories			
RING2RING	C030AA00	CE EN 362 type M, EN 12275 type Q, EAC	100 g
RING2SIDE	C030BA00	CE EN 362 type M, EAC	75 g
LIFT	L54	CE	520 g
CARITool S	P042AA00	-	35 g
CARITool L	P042AA01	-	75 g
RING OPEN	P28, M028AA00	CE EN 362	70 g
Shackles	C087AA00	-	20 g
Lanyard Connector	C088AA00	Yellow	45 g
Parking	C088AA01	Black	
PORTO	C33	-	18 g

References	Certifications	Volume	Weight
Harness Accessories (continued)			
BOLTBAG	C11 A	-	170 g
TOOLBAG 1.5	S047BA00	1,5 l	100 g
TOOLBAG 3	S047BA01	3 l	140 g
TOOLBAG 6	S047BA02	6 l	245 g
INTERFAST	S051AA00	-	55 g
TOOLEASH	S049AA00	-	56 g
TOOLINK S & TOOLTAPE	S050AA00	-	8 g
TOOLINK M	S050BA00	-	11 g
TOOLINK L	S050CA00	-	16 g
RING S / M / L	C04620 / C046AA00 / C04630	CE	40 g / 55 g / 70 g

LANYARDS AND ENERGY ABSORBERS

Whether for work positioning or to have an energy absorber that limits the force transmitted to the user in the event of a fall, Petzl offers a complete line of lanyards for different applications.



Depending on the model, the ends of Petzl lanyards are equipped with plastic sheaths or with a STRING. These items help keep the connector positioned on the major axis and make it easier to clip. They also protect the ends from abrasion due to repeated rubbing.



Plastic sheath



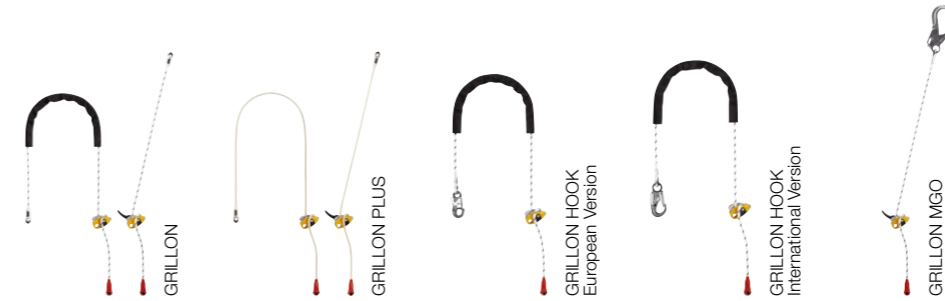
STRING

Telecommunication tower maintenance, France.
© 2025 Petzl Distribution - Vuedici.org - Everest - Axione

General Purpose Lanyards

Work-Positioning Lanyards

Adjustable lanyards with ergonomic handle allow comfortable positioning at a workstation.



Fall-Arrest Lanyards

Lanyards with an energy absorber, used when there is a fall hazard.

Petzl offers three types of lanyards with an absorber:

- Single (ABSORBICA-I) or double (ABSORBICA-Y) lanyards with an energy absorber
- Lanyards that can be combined with an ABSORBICA energy absorber to create a single or double energy-absorbing lanyard with a maximum length of two meters



Specialized Lanyards

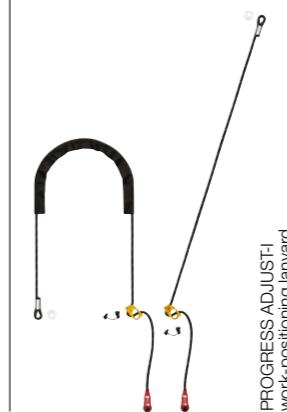
Progression Lanyards for Rope Access

Fixed or adjustable lanyards, for many different types of progression. Available in single and double versions.



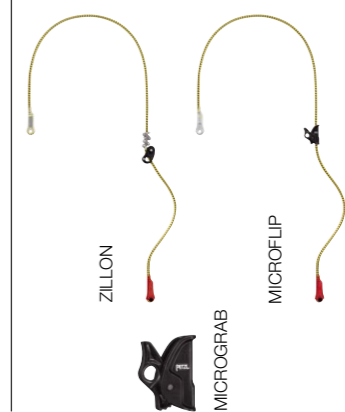
Positioning Lanyard for Rope Access

Adjustable lanyard with rope adjuster, for positioning at a workstation.



Tree Care Lanyards

Adjustable positioning lanyards that allow comfortable positioning for tree care work.



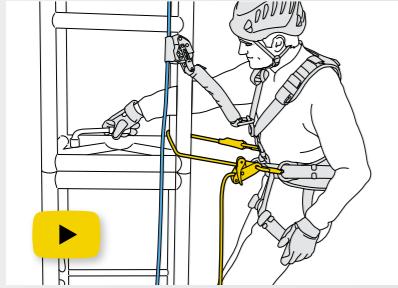
Helivac Lanyards

Lanyards for helicopter drop-off and recovery.



Positioning lanyards allow the user to position themselves precisely at a workstation, with feet supported on the structure. They can adapt to different anchoring configurations.

• Versatile



Double mode use

The GRILLON lanyard can be used in double mode (on the harness side attachment points) when the user works with weight on their feet. This type of attachment provides better load distribution on the belt. The user precisely adjusts their position by pressing on the lanyard's pivoting cam.



Single mode use

When the anchor is located above the user, the GRILLON lanyard is connected to the harness ventral attachment point, so that the load is comfortably distributed between the waistbelt and leg loops. The user adjusts their position by operating the handle, while holding the free end of the lanyard.



• Easy to handle



Sewn terminations with plastic sheaths


Sewn terminations increase strength (compared to a knotted termination) while reducing bulk. These plastic sheaths protect the stitching from abrasion and facilitate handling by holding the connector in position.

• Differentiation of lanyard lengths



Lanyard length can be immediately identified by a color-coded label at the connector end.

• Petzl Custom for work-positioning lanyards



Petzl Custom allows you to choose:

- Lanyard type: Standard or high-strength rope
- Lanyard color
- Lanyard length
- Type of lanyard-end connectors and harness connector

The assembly of various components of your choice offers a ready-made solution specific to the user.



• Without connector



GRILLON lanyards are sold without connectors, so that they can be combined with different connector types, depending on the user's requirements.



GRILLON

Adjustable lanyard for work positioning

The GRILLON adjustable lanyard is used to make work-positioning systems to complement a fall-arrest system. Its length can be very easily and precisely adjusted as necessary for comfortable positioning at the workstation. Depending on the configuration, it can be used in single or double mode. GRILLON is available in seven lengths (2, 3, 4, 5, 10, 15 and 20 m), and also in black. It is certified to North American, European, and Russian standards.

GRILLON PLUS

Adjustable work-positioning lanyard with high abrasion resistance

The GRILLON PLUS lanyard is used to make work-positioning systems, to complement a fall-arrest system. Its length can be very easily and precisely adjusted as necessary for comfortable positioning at the workstation. The aramid fiber rope provides excellent abrasion resistance. Depending on the configuration, it can be used in single or double mode. GRILLON PLUS is available in two lengths: 2 and 3 m, and is certified to North American, European, and Russian standards.

• With HOOK connector



GRILLON HOOK lanyards are equipped with a HOOK auto-locking connector, ideal for connections using the harness side attachment points.



GRILLON HOOK European Version

Adjustable work-positioning lanyard with HOOK connector

The GRILLON HOOK adjustable lanyard is used to make work-positioning systems to complement a fall-arrest system. Its length can be very easily and precisely adjusted as necessary for comfortable positioning at the workstation. Its HOOK connector is ideal for using the lanyard in double mode on the harness side attachment points. The GRILLON HOOK (European version) is available in four lengths (2, 3, 4 and 5 m) and is certified to European and Russian standards.

GRILLON HOOK International Version

Adjustable work-positioning lanyard with HOOK connector

The GRILLON HOOK adjustable lanyard is used to make work-positioning systems to complement a fall-arrest system. Its length can be very easily and precisely adjusted as necessary for comfortable positioning at the workstation. Its HOOK connector is ideal for using the lanyard in double mode on the harness side attachment points. GRILLON HOOK (international version) is available in four lengths (2, 3, 4 and 5 m) and is certified to North American and European standards.

• With MGO connector



GRILLON lanyards, in combination with an MGO auto-locking connector, are ideal for connection to metal structures or to large-diameter cables and bars.



GRILLON MGO

Adjustable work-positioning lanyard with MGO connector

The GRILLON MGO lanyard is used to make work-positioning systems to complement a fall-arrest system. Its length can be very easily and precisely adjusted as necessary for comfortable positioning at the workstation. Connector with large gate opening is ideal for connection to metal structures or to large-diameter cables and bars. GRILLON MGO is available in two lengths: 2 and 3 m, and is certified to North American and European standards.

These lanyards are used when there is a fall hazard and they are connected to the sternal or dorsal attachment point on the harness. The integrated absorber provides energy absorption in a fall, limiting the impact force on the user.

- **Energy absorption for users who weigh between 60 and 140 kg**


In the event of a fall, the progressive tearing of the energy absorber webbing limits the impact force on the user. The lanyards are designed for users who weigh between 60 and 140 kg.

- **Compact and abrasion-resistant energy absorber**




The energy absorbers are very compact to avoid hindering the user's movements or interfering with work. The durable fabric pouch helps protect the energy absorber from abrasion and potential contaminants.

- **Ready-to-use or customizable lanyards**



Ready-to-Use Lanyards

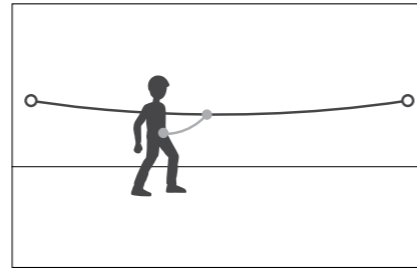
ABSORBICA-Y MGO and ABSORBICA-Y TIE-BACK MGO lanyards come with lanyard-end connectors, as well as connectors for harness attachment.



Customizable Lanyards


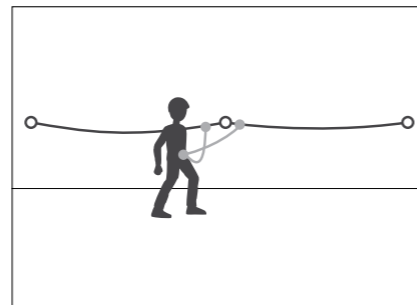
ABSORBICA-I (80, 150, and VARIO) and ABSORBICA-Y (80, 150, and TIE-BACK) lanyards do not come with connectors, allowing the user to customize the lanyard according to their needs and the structure they're working on. Note: Certifications depend on the connectors that are used.

- **For progression on a lifeline without passing intermediate anchors**



ABSORBICA-I single lanyards are designed especially for protection on a horizontal lifeline or on an elevated platform.

- **For progression on a vertical structure or a lifeline and when passing intermediate anchors**



The ABSORBICA-Y lanyards with two arms allow for continuous protection by successively detaching and re-attaching the two arms.

▶ ABSORBICA-I lanyards



ABSORBICA®-I 80/150

Single lanyard with integrated energy absorber

ABSORBICA-I is a single lanyard with compact energy absorber, designed for progression on a horizontal lifeline (rope or cable) or on an elevated platform, without passing intermediate anchors. It works with users who weigh between 60 and 140 kg. It has several connection options on the harness and can be used with different types of connectors. Available in two versions: 80 (rope arm) or 150 FLEX (elasticized arm).

ABSORBICA®-I VARIO

Adjustable single lanyard with integrated energy absorber

ABSORBICA-I VARIO is an adjustable single lanyard with compact energy absorber designed for progression on a horizontal lifeline (rope or cable) or on an elevated platform, without passing intermediate anchors. It works with users who weigh between 60 and 140 kg. It features the VARIO adjustment system, allowing the lanyard length to be adjusted in order to reduce potential fall distance.

▶ ABSORBICA-Y lanyards



ABSORBICA®-Y 80/150

Double lanyard with integrated energy absorber

ABSORBICA-Y is a double lanyard with compact energy absorber, designed for progression on a vertical structure or a horizontal lifeline, and for passing intermediate anchors. It works with users who weigh between 60 and 140 kg. It has several connection options on the harness and can be used with different types of connectors. Available in two versions: 80 (rope arm) or 150 FLEX (elasticized arm).

ABSORBICA®-Y MGO 80/150 European Version

Double lanyard with integrated energy absorber and MGO connectors

ABSORBICA-Y MGO is a double lanyard with compact energy absorber, designed for progression on a vertical structure or a horizontal lifeline, and when passing intermediate anchors. It works with users who weigh between 60 and 140 kg. It's ready to use, with two large-opening MGO connectors on the end of the lanyard and an OK TRIACT-LOCK connector for harness attachment. It is available in two versions: 80 (rope arm), or 150 FLEX (elasticized arm).

ABSORBICA®-Y MGO 80/150 International Version

Double lanyard with integrated energy absorber and MGO connectors

ABSORBICA-Y MGO is a double lanyard with compact energy absorber, designed for progression on a vertical structure or a horizontal lifeline, and when passing intermediate anchors. It works with users who weigh between 60 and 140 kg. It's ready to use, with two large-opening MGO connectors on the end of the lanyard and a Bm'D connector for harness attachment. It is available in two versions: 80 (rope arm), or 150 FLEX (elasticized arm).

ABSORBICA®-Y TIE-BACK/MGO

Double lanyard with intermediate tie-back rings and integrated energy absorber

The ABSORBICA-Y TIE-BACK is a double lanyard with intermediate tie-back rings and integrated compact energy absorber. It is designed for vertical progression on very large structures and passing intermediate anchor points. It works with users who weigh between 60 and 140 kg. The TIE-BACK system allows the user to wrap structures with very large cross sections. The arms are elasticized to avoid hindering progression. It's available in two versions: without connectors, or with large-opening MGO connectors on the lanyard ends and a Bm'D connector for harness attachment.



Explore all our essential tech tips in this ACCESS BOOK!

ACCESS BOOK PRO

Fall-Arrest Lanyards: Options and Uses

Fall-Arrest Lanyards

Fall-Arrest Lanyards



JANE-I

Single lanyard for making a fall-arrest lanyard

JANE-I is a non-adjustable dynamic rope lanyard that can be combined with an ABSORBICA energy absorber to make a single lanyard with energy absorber. The plastic sheath helps hold the carabiner in position and facilitates clipping while protecting the termination from abrasion. It can be used to set up a temporary anchor. It is available in three lengths: 60, 100, and 150 cm.



JANE-Y for Fall-Arrest Lanyard

Double lanyard for making a fall-arrest lanyard

JANE-Y for fall-arrest lanyard is a non-adjustable dynamic rope lanyard that can be combined with an ABSORBICA energy absorber to make a double lanyard with energy absorber. The plastic sheaths help hold the carabiners in position and facilitate clipping while protecting the terminations from abrasion. It has two symmetrical ends and is available in two lengths: 60 and 100 cm.



RING OPEN

Multidirectional gated ring



ABSORBICA®

Compact energy absorber

ABSORBICA is an energy absorber designed to be used in combination with a JANE lanyard to make a fall-arrest lanyard. Very compact, it minimizes bulk on the harness. Equipped with tear-webbing inside an openable pouch, the absorber is protected from abrasion while allowing for regular inspection.

Progression Lanyards for Rope Access



PROGRESS ADJUST-Y

Double adjustable progression lanyard

PROGRESS ADJUST-Y is a double adjustable progression lanyard that enables continuous connection for different types of progression (such as rope ascent or moving along a fixed line). Using the ADJUST rope adjuster, the length of the adjustable arm can be quickly and easily adjusted. The TANGA accessory and the plastic sheath help hold the connectors in a good position for easy clipping.

The PROGRESS ADJUST-Y lanyard allows continuous connection during all types of progression (for example, rope ascent or moving along a traverse line).

It adjusts quickly and precisely with the ADJUST rope adjuster, which releases with a simple turn and handles easily, thanks to its ergonomic shape.



PROGRESS ADJUST-I

Single adjustable progression lanyard

PROGRESS ADJUST-I is a single adjustable progression lanyard that, when combined with another lanyard, allows continuous connection for different types of progression (such as rope ascent or moving along a fixed line). Using the ADJUST rope adjuster, the length can be quickly and easily adjusted. Reversible, the ADJUST rope adjuster can be placed on the anchor or on the harness ventral attachment point. The CAPTIV ADJUST and STUART accessories help hold the connectors in a good position for easy clipping.

JANE-Y

Double progression lanyard

JANE-Y is a double progression lanyard that allows continuous connection during rope ascents. The plastic sheaths help hold the carabiners in position and facilitate clipping while protecting the terminations from abrasion. It has a 60 cm long arm and a 30 cm short arm.

Work-Positioning Lanyard




PROGRESS ADJUST-I


Adjustable positioning lanyard

When combined with a fall-arrest device, the PROGRESS ADJUST-I adjustable positioning lanyard enables comfortable positioning at a workstation when the user has support for their feet. Using the ADJUST rope adjuster, the length can be quickly and easily adjusted. The CAPTIV ADJUST and STUART accessories help hold the connectors in a good position for easy clipping. Depending on the configuration, it can be used in single or double mode. The PROGRESS ADJUST-I positioning lanyard is available in three lengths (2, 3, and 5 m).


Tree Care Lanyards




ZILLON
Adjustable work-positioning lanyard for tree care
 The ZILLON work-positioning lanyard for tree care adjusts easily with only one hand, even when loaded. It is designed for use in double mode on the harness side attachment points, or in single mode on the ventral attachment point with the hand on the free end. The yellow color makes it highly visible. ZILLON lanyard ropes are also available individually.




Easy to adjust with one hand, due to the progressive locking/unlocking action of the device.



Pulley mounted on sealed ball bearings allows slack to be taken up easily.



MICROFLIP
Reinforced adjustable positioning lanyard for tree care work
 MICROFLIP is a reinforced adjustable lanyard designed for positioning in tree care work. Its cable core reduces the risk of severing the lanyard and facilitates moving about on the trunk. The yellow color makes it highly visible. MICROFLIP lanyard ropes are also available individually.




MICROGRAB
Replacement cam-loaded rope clamp for MICROFLIP
 Replacement rope clamp for MICROFLIP, featuring an ergonomic cam and integrated cam spring.

Helivac Lanyards



LEZARD
Helivac lanyard with securing of the drop-off/recovery phases
 The LEZARD lanyard is designed for helivac at altitude. It allows the drop-off/recovery phases to be secured due to the adjustable arm that can be instantly ejected to free the victim, the rescuer, and the helicopter if the latter needs to suddenly leave its stationary position. Operating the LEZARD helivac lanyard is easy, with color-coded attachment elements that can be instantly identified and the ADJUST rope adjuster that can quickly and precisely adjust lanyard length.




IGUANE
Helivac lanyard for ground drop-off/recovery
 The IGUANE lanyard is designed for ground helivac. Easy to use, with color-coded attachment elements that can be instantly identified. Lanyard available in two lengths.




The lower ends are equipped with STRING, which helps hold the carabiner in position and protects the webbing from wear.


Lanyard-End Connectors



VERTIGO TWIST-LOCK
 Connector for progression lanyard



EASHOOK OPEN
 Connector with gated connection point for double lanyard and work-positioning lanyard



MGO OPEN
 Auto-locking directional connector with large gate opening and a gated connection point

	Connectors	Lengths	Certifications (1)	Weight	
Work-Positioning Lanyards and Lanyards for Rope Access or Tree Care					
GRILLON	-	Adjustable to	CE EN 358 EN 12841 type C ANSI Z359.3 CSA Z259.11 EAC GB 24543 GB 30862 GB 38454	2 m	480 g
				3 m	560 g
				4 m	640 g
				5 m	720 g
				10 m	1075 g
				15 m	1475 g
				20 m	1875 g
				2 m	480 g
				3 m	560 g
GRILLON PLUS	-	Adjustable to	-	2 m	435 g
				3 m	515 g
GRILLON HOOK European Version	HOOK	Adjustable to	CE EN 358 EN 12841 type C EAC	2 m	635 g
				3 m	715 g
				4 m	795 g
				5 m	875 g
GRILLON HOOK International Version	HOOK	Adjustable to	CE EN 358 EN 12841 type C ANSI Z359.3 CSA Z259.11 EAC GB 24543 GB 30862 GB 38454	2 m	770 g
				3 m	850 g
				4 m	930 g
				5 m	1010 g
GRILLON MGO	MGO 60	Adjustable to	-	2 m	1220 g
				3 m	1300 g

Fall-Arrest Lanyards					
ABSORBICA-I 80	L011AB00	-	70 cm	CE EN 355	170 g
ABSORBICA-I 150	L013AB01	-	153 cm	CE EN 355 ANSI Z359.13, CSA Z259.11-17 JSFAD GB/T 24538	225 g
ABSORBICA-I VARIO	L016AB00	-	70-167 cm	CE EN 355 ANSI Z359.13, CSA Z259.11-17 JSFAD GB/T 24538	495 g
ABSORBICA-Y 80	L012AB00	-	70 cm	CE EN 355	240 g
ABSORBICA-Y 150	L014AB01	-	153 cm	CE EN 355 ANSI Z359.13 CSA Z259.11-17 JSFAD GB/T 24538	275 g
ABSORBICA-Y 80 MGO European Version	L012CB00	MGO x 2 OK TRIACT-LOCK	100 cm	CE EN 355	1260 g
ABSORBICA-Y 150 MGO European Version	L014CB01		183 cm		1250 g
ABSORBICA-Y 80 MGO International Version	L012BB00	MGO x 2 Bm'D	100 cm	CE EN 355 ANSI Z359.13 JSFAD GB/T 24538	1730 g
ABSORBICA-Y 150 MGO International Version	L014BB01		183 cm	1690 g	
ABSORBICA-Y TIE-BACK	L015AB00	-	153 cm	CE EN 355 ANSI Z359.13 CSA Z259.11-17 JSFAD GB/T 24538	400 g
ABSORBICA-Y TIE-BACK MGO	L015BB00	MGO x 2 Bm'D	183 cm	-	1780 g

Fall-Arrest Lanyards					
JANE-I	-	-	60 cm	CE EN 354 EN 795 type B ANSI Z359.3 CSA Z259.11 EAC GB 30862	100 g
			100 cm		120 g
			150 cm		145 g
JANE-Y for fall-arrest lanyard	-	-	60 cm	CE EN 354 ANSI Z359.3	145 g
			100 cm		185 g
ABSORBICA	L010AB00	-	14 cm	CE EN 355	115 g

Progression Lanyards for Rope Access					
PROGRESS ADJUST-Y	L044AA00	-	1 fixed arm, 65 cm 1 arm adjustable up to 95 cm	CE EN 358 EAC GB 24543	230 g
PROGRESS ADJUST-I progression lanyard	L044BA00	-	1 arm adjustable up to 1 m	CE EN 358 ANSI Z359.3 CSA Z259.11 EAC GB 24543 GB 30862	185 g
JANE-Y	L051AA00	-	1 arm, 60 cm 1 arm, 30 cm	CE EN 354 ANSI Z359.3 EAC	130 g

Work-Positioning Lanyard					
PROGRESS ADJUST-I work-positioning lanyard	-	-	1 arm adjustable up to 2 m	CE EN 358 ANSI Z359.3 CSA Z259.11 EAC GB 24543 GB 30862	300 g
			1 arm adjustable up to 3 m		370 g
			1 arm adjustable up to 5 m		510 g

Tree Care Lanyards					
ZILLON	-	-	Adjustable to 2.5 m	CE EN 358	570 g
			Adjustable to 4 m		735 g
			Adjustable to 5.5 m		900 g
MICROFLIP	-	-	Adjustable to 2.5 m	CE EN 358 EAC	750 g
			Adjustable to 4 m		1055 g
			Adjustable to 5.5 m		1355 g
MICROGRAB	B53A	-	-	CE EN 358 EN 567 NFPA 2500 Technical Use EAC	150 g

Helivac Lanyards					
LEZARD	L01	3 x VERTIGO TWIST-LOCK 1 x VERTIGO WIRE-LOCK	2 x 35 cm fixed arms 1 ejectable arm, adjustable up to 95 cm	CE	880 g
IGUANE	L001AA00	2 x VERTIGO TWIST-LOCK	2 x 25 cm fixed arms	CE EN 354	390 g
	L001AA01	1 x Am'D TWIST-LOCK	2 x 35 cm fixed arms		395 g

MOBILE FALL ARRESTERS

Installed on a lifeline, mobile fall arresters follow the user automatically as they move, whether on an inclined or vertical surface. In the event of a fall or uncontrolled descent (at speeds exceeding two meters per second), the device blocks the rope and stops the fall.



Rope access work on Barrage du Rouchain, France.

Mobile Fall Arresters

Mobile fall arresters, installed on either the backup rope or lifeline, block in the event of a fall or an uncontrolled descent (at speeds exceeding two meters per second).

• For fall protection

Mobile fall arrester, used with an ASAP'SORBBER or ASAP'SORBBER AXESS energy absorber.



• For fall protection, with locking function

Mobile fall arrester with locking function, used with an ASAP'SORBBER or ASAP'SORBBER AXESS energy absorber.



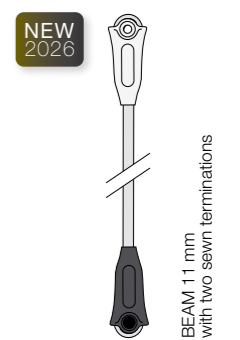
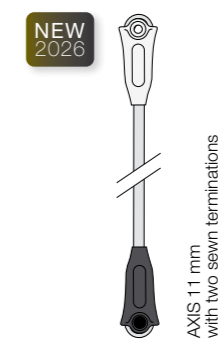
Absorbers for Mobile Fall Arresters

These energy absorbers are for use only with an ASAP or ASAP LOCK mobile fall arrester. They limit the impact force transmitted to the user in the event of a fall.



Ropes for Mobile Fall Arresters

Ropes with sewn terminations for use with ASAP and ASAP LOCK mobile fall arresters.



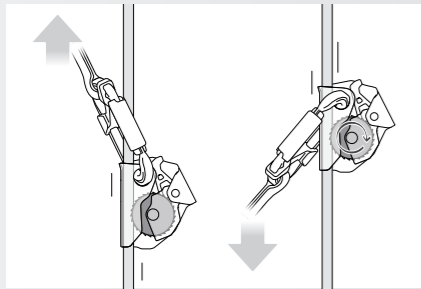
Installed on the primary or secondary rope, the ASAP and ASAP LOCK mobile fall arresters connect to the harness fall-arrest attachment point with an energy absorber. They trail the user as they move and in the event of a fall or uncontrolled descent, the devices block and stop the fall.

• Quick installation



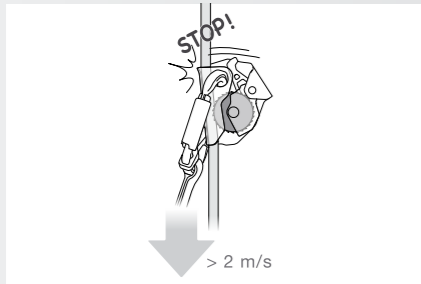
The ASAP and ASAP LOCK mobile fall arresters are easy to install anywhere on the rope.

• Free movement along the rope



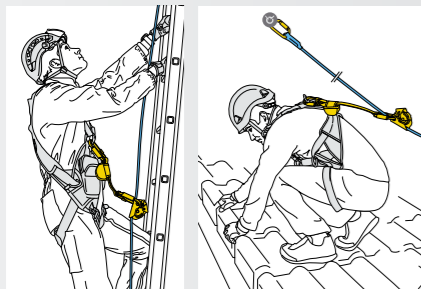
During normal use, in order to follow the user as they move, the device trails freely on the rope without the need for manual operation.

• Integrated locking



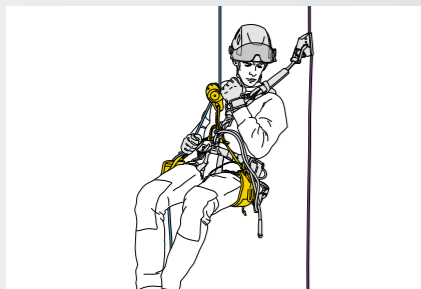
In the event of a fall or uncontrolled descent (exceeding two meters per second), the device blocks the rope and stops the user.

• Use in a fall-arrest system



In a fall-arrest system, the worker moves about on the structure. The ASAP or ASAP LOCK mobile fall arrester is installed on a lifeline.

• Use in a rope access system



In a rope access system, the worker moves along a work rope. The ASAP LOCK or ASAP mobile fall arrester is installed on a backup rope. Its role is to arrest the fall in case the primary rope fails.

• For fall arrest

Depending on the intended use, the ASAP may be combined with an ASAP'SORBBER 20 or 40 energy absorber to comfortably work closer or further from the rope.

NEW
2026



ASAP®

Compact mobile fall arrester for rope

An essential component in your fall protection system, rely on the ASAP for everyday work at height applications. During normal use when moving along the rope, the device trails freely without the need for manual operation. In the event of a fall or uncontrolled descent (exceeding two meters per second), the device blocks the rope and stops the user. Choose the energy absorber length that best suits your needs, the ASAP'SORBBER 20 or 40, to comfortably work closer or further from the rope.

NEW
2026



ASAP® KIT

Pre-assembled, ready-to-use fall-arrest system

The ASAP KIT fall-arrest kit is a pre-assembled and ready-to-use system. It includes an ASAP mobile fall arrester, an energy absorber, and two OK TRIACT-LOCK carabiners with CAPTIV positioning bar. This kit is available in three versions, depending on your needs and applications.

NEW
2026



ASAP® KIT US

(only available in the United States)

Pre-assembled, ready-to-use fall-arrest system

The ASAP KIT US fall-arrest kit is a pre-assembled and ready-to-use system. It includes an ASAP mobile fall arrester, an energy absorber, and two Bm'D TRIACT-LOCK carabiners with CAPTIV positioning bar. This kit is available in three versions, depending on your needs and applications.

• For fall arrest, with LOCK function

The ASAP LOCK has a LOCK function that allows users to reduce the potential fall distance. It is also equipped with a connection arm that makes the system drop resistant when passing intermediate anchors. It is used with an ASAP'SORBBER AXESS energy absorber.

NEW
2026



ASAP® LOCK

Drop-resistant mobile fall arrester for rope with LOCK function

An essential component in your fall protection system, rely on the ASAP LOCK for everyday rope access applications. During normal use when moving along the rope, the device trails freely without the need for manual operation. In the event of a fall or uncontrolled descent (exceeding two meters per second), the device blocks the rope and stops the user. The integrated LOCK function allows the user to immobilize the device in order to reduce potential fall distance. The connection arm makes the system drop-resistant, so passing intermediate anchors is easier, and the safety catches simplify installation on the rope. In rescue scenarios, the ASAP LOCK must be used with the ASAP'SORBBER AXESS energy absorber.

NEW
2026



ASAP® LOCK KIT

Pre-assembled fall-arrest system

The ASAP LOCK KIT fall-arrest kit is a pre-assembled and ready-to-use system. It consists of an ASAP LOCK mobile fall arrester, an energy absorber, and an OK TRIACT-LOCK carabiner with CAPTIV positioning bar. This kit is available in three versions, depending on your needs and applications.

NEW
2026



ASAP® LOCK KIT US

(only available in the United States)

Pre-assembled fall-arrest system

The ASAP LOCK KIT US fall-arrest kit is a pre-assembled and ready-to-use system. It includes an ASAP LOCK mobile fall arrester, an energy absorber, and a Bm'D TRIACT-LOCK carabiner with CAPTIV positioning bar. This kit is available in three versions, depending on your needs and applications.

Mobile Fall Arresters

Absorbers for Mobile Fall Arresters



ASAP'SORBBER

Compact energy absorber for ASAP or ASAP LOCK, for single-person use

Designed for work at height, the ASAP'SORBBER energy absorber is used in combination with an ASAP or ASAP LOCK mobile fall arrester. It allows you to work at a distance from the rope in order to protect it during certain work phases. Equipped with tear-webbing inside a pouch that opens and can be replaced, the absorber is protected from abrasion. It is available in two lengths to provide the best balance between reduced fall distance and distance from the rope.




ASAP'SORBBER AXESS

Compact energy absorber for use with ASAP LOCK or ASAP, can be used in two-person rescue scenarios

Designed for rope access technicians, the ASAP'SORBBER AXESS energy absorber must be used in combination with an ASAP LOCK or ASAP mobile fall arrester. It allows you to work at a distance from the rope in order to protect it during certain work phases. Equipped with tear-webbing inside a pouch that opens and can be replaced, the absorber is protected from abrasion. It can be used in two-person rescue situations for a load weighing up to 250 kg.

Ropes for Mobile Fall Arresters



AXIS 11 mm Rope With Two Sewn Terminations

Low stretch kernmantle rope with two sewn terminations for use with an ASAP or ASAP LOCK mobile fall arrester

The AXIS 11 mm low stretch kernmantle rope with two sewn terminations is designed for use with an ASAP or ASAP LOCK mobile fall arrester and an ASAP'SORBBER or ASAP'SORBBER AXESS energy absorber. It has two sewn terminations with a protective sheath that helps keep the connector in position, allowing it to meet the requirements of the EN 353-2 European standard for fall protection. The standard diameter provides a good grip for easier handling. EverFlex technology provides great flexibility and consistent performance over time. The rope is available in six lengths.



BEAM 11 mm Rope With Two Sewn Terminations

(only available in the United States)

Low stretch kernmantle rope with two sewn terminations for use with an ASAP or ASAP LOCK mobile fall arrester

The BEAM 11 mm low stretch kernmantle rope with two sewn terminations is designed for use with an ASAP or ASAP LOCK mobile fall arrester and an ASAP'SORBBER or ASAP'SORBBER AXESS energy absorber. It has two sewn terminations with protective sheaths that help keep the connector in position, meeting the requirements of the ANSI Z359.15 standard for fall protection. The standard diameter provides a good grip for easier handling. EverFlex technology provides great flexibility and consistent performance over time. Rope available in five lengths.

		Contents of Kit		Certifications (1)	Weight
Mobile Fall Arresters					
NEW 2026 ASAP		B070AB00	-	CE EN 12841 type A CE EN 353-2 ANSI Z359.15 XF 494 GB/T 24537	190 g
NEW 2026 ASAP KIT		B070DA00	ASAP, OK TRIACT-LOCK x2, CAPTIV x2, ASAP'SORBBER 20	CE EN 12841 type A CE EN 353-2 XF 494 GB/T 24537	450 g
		B070DA01	ASAP, OK TRIACT-LOCK x2, CAPTIV x2, ASAP'SORBBER 40		460 g
		B070DA02	ASAP, OK TRIACT-LOCK x2, CAPTIV x2, ASAP'SORBBER AXESS		500 g
NEW 2026 ASAP KIT US		B070EA00	ASAP, Bm'D TRIACT-LOCK x2, CAPTIV x2, ASAP'SORBBER 20	ANSI Z359.15	510 g
		B070EA01	ASAP, Bm'D TRIACT-LOCK x2, CAPTIV x2, ASAP'SORBBER 40		520 g
		B070EA02	ASAP, Bm'D TRIACT-LOCK x2, CAPTIV x2, ASAP'SORBBER AXESS		560 g
NEW 2026 ASAP LOCK		B071BB00	-	CE EN 12841 type A CE EN 353-2 ANSI Z359.15 XF 494 GB/T 24537	340 g
NEW 2026 ASAP LOCK KIT		B071CC00	ASAP LOCK, OK TRIACT-LOCK, CAPTIV, ASAP'SORBBER 20	CE EN 12841 type A CE EN 353-2 XF 494 GB/T 24537	515 g
		B071CC01	ASAP LOCK, OK TRIACT-LOCK, CAPTIV, ASAP'SORBBER 40		525 g
		B071CC02	ASAP LOCK, OK TRIACT-LOCK, CAPTIV, ASAP'SORBBER AXESS		565 g
NEW 2026 ASAP LOCK KIT US		B071DC00	ASAP LOCK, Bm'D TRIACT-LOCK, CAPTIV, ASAP'SORBBER 20	ANSI Z359.15	545 g
		B071DC01	ASAP LOCK, Bm'D TRIACT-LOCK, CAPTIV, ASAP'SORBBER 40		555 g
		B071DC02	ASAP LOCK, Bm'D TRIACT-LOCK, CAPTIV, ASAP'SORBBER AXESS		595 g

		Lengths	Certifications (1)	Weight
Absorbers for Mobile Fall Arresters				
NEW 2026 ASAP'SORBBER		L071AB00	CE EN 355 when used with an ASAP or ASAP LOCK ANSI Z359.13 6 feet GB/T 24538	93 g
		L071AB01		40 cm
NEW 2026 ASAP'SORBBER AXESS		L071CC00		40 cm

		Lengths	Certifications (1)	Weight per Meter	
Ropes for Mobile Fall Arresters					
NEW 2026 AXIS 11 mm with two sewn terminations		R074CB00	10 m	CE EN 1891 type A GB/T 24537	82 g
		R074CB01	20 m		
		R074CB02	30 m		
		R074CB03	40 m		
		R074CB04	50 m		
		R074CB05	60 m		
NEW 2026 BEAM 11 mm with two sewn terminations		R101DA00	25 ft	ANSI Z359.15	90 g
		R101DA01	50 ft		
		R101DA02	75 ft		
		R101DA03	100 ft		
		R101DA04	200 ft		

CONNECTORS

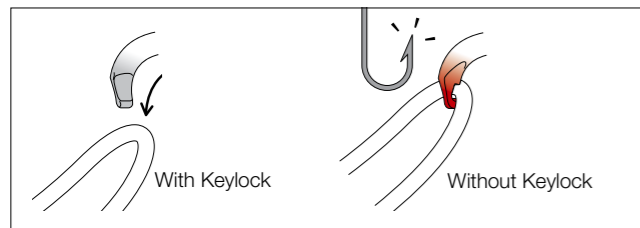
To address various situations encountered in the field, Petzl offers several types of connectors, with different shapes, sizes, gate openings, and locking systems.



Rope access work on Barrage du Rouchain, France.


© 2025 Petzl Distribution - Vuedici.org - Moretton Travaux Acrobatiques - Roannaise de l'eau

▶ How to Choose the Right Connector



Keylock System: helps prevent snagging

To provide optimal efficiency, all Petzl carabiners use the Keylock system: the nose of the carabiner, where the body and gate meet, does not have a notch that could snag on anchors, ropes, harness equipment loops, or other gear.



Visual locking indicator

To facilitate equipment checks, SCREW-LOCK manual locking carabiners have a red band that is visible only when the carabiner is not locked.

Lightweight Carabiners

Aluminum carabiners designed for workers at height.



Ultra-Lightweight Carabiners

Compact aluminum carabiners for workers at height looking to reduce weight to a minimum.



High-Strength Carabiners

Carabiners suitable for difficult environments, primarily used for setting up anchors and for connecting to metal structures.



Lanyard-End Connectors

Connectors designed for lanyard ends.



Special Carabiners

Aluminum carabiners designed for specific uses: with groups, for additional braking with a descender, and for harness fastening.



Semi-Permanent Connectors

Connectors designed for semi-permanent connection of equipment.



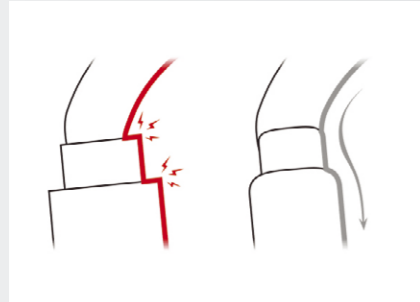
Connector Positioning Accessories

Accessories that keep the carabiner correctly positioned in devices and at the end of a lanyard.




Lightweight Carabiners

• Design facilitates handling



Fluid interior design

Fluid interior design limits the risk of having a catch point and facilitates rotation of the carabiner.

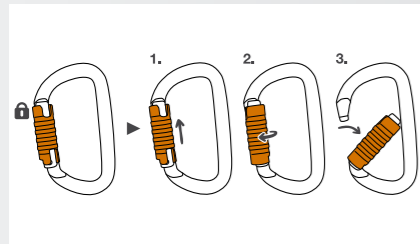


Optimal strength-to-weight ratio

The H-shaped cross section provides an optimal strength-to-weight ratio and protects the markings from abrasion.

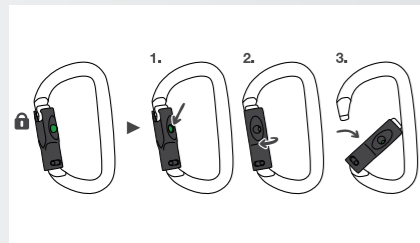
• Multiple locking systems depending on the intensity of use:

- For frequent use:



TRIACT-LOCK automatic system:

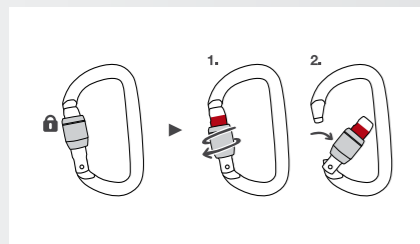
Unlocking is accomplished by raising, then turning the sleeve.



BALL-LOCK automatic system:

Unlocking is accomplished by pressing on the green indicator, then turning the sleeve. The green visual indicator is visible only when the gate is locked.

- For occasional use:




SCREW-LOCK manual system:

This system is ideal for harsh environments where contaminants (mud, ice) could cause an automatic locking system to jam. The red visual indicator is visible when the carabiner is unlocked.

• For connecting to equipment that has a large cross section



The OK carabiner has a symmetrical oval shape for optimal loading of devices with a large cross section, such as pulleys, rope clamps, or mobile fall arresters.



OK

Lightweight oval carabiner

The lightweight OK carabiner is made of aluminum. It has an oval shape that allows optimal loading of devices with a large cross section, such as pulleys, rope clamps, and mobile fall arresters. Designed with a smooth interior and Keylock system for ease of use. It is available in three locking systems: automatic TRIACT-LOCK or BALL-LOCK, or manual SCREW-LOCK. The OK can be used with a CAPTIV positioning bar to help orient the carabiner to load the major axis, limit the risk of rotation, and keep it integrated with the device.

• For connecting equipment such as descenders or positioning lanyards



The Am'D carabiner has an asymmetrical D shape that is ideal for attaching equipment such as descenders or positioning lanyards.



Am'D

Lightweight asymmetrical carabiner

The Am'D lightweight asymmetrical carabiner is made of aluminum. It has a D shape particularly suited for connecting to diverse equipment such as descenders or positioning lanyards. Designed with a smooth interior and Keylock system for ease of use. The Am'D carabiner is available in three locking systems: automatic TRIACT-LOCK or BALL-LOCK system, or manual SCREW-LOCK system. Am'D may be used with a CAPTIV positioning bar to promote loading of the carabiner on the major axis, to limit the risk of rotation, and to keep it integrated with the device.

• For connecting multiple items



The WILLIAM has an asymmetrical pear shape, with a large capacity for attaching multiple elements, and a large gate opening to facilitate their installation.




WILLIAM

Lightweight asymmetrical large-capacity carabiner

The lightweight WILLIAM large-capacity asymmetrical carabiner is made of aluminum. The pear shape makes it easy to attach multiple items. Designed with a smooth interior and Keylock system for ease of use. The WILLIAM carabiner is available in three locking systems: automatic TRIACT-LOCK or BALL-LOCK, or manual SCREW-LOCK. WILLIAM can be used with the CAPTIV bar to promote positioning of the carabiner on the major axis, to limit the risk of rotation, and to keep it integrated with the device.

Connectors

Ultra-Lightweight Carabiners



Sm'D

Ultra-lightweight asymmetrical carabiner

The compact Sm'D asymmetrical aluminum carabiner is recommended for workers at height looking to reduce weight to a minimum. The D shape makes it especially suitable for attaching devices. It is available in two locking systems (automatic TRIACT-LOCK system or manual SCREW-LOCK system), or without a locking system.

High-Strength Carabiners



OXAN

High-strength oval carabiner

OXAN is a high-strength steel carabiner designed for use in harsh environments. The oval, symmetrical shape allows the carabiner to be loaded in the optimal position when setting up anchors or connecting to metal structures. It is available in two locking systems: automatic TRIACT-LOCK system or manual SCREW-LOCK system. OXAN TRIACT-LOCK is available in European or international versions. OXAN can be used with the CAPTIV bar to promote positioning of the carabiner on the major axis, to limit the risk of rotation, and to keep it integrated with the device.



VULCAN

High-strength, large-capacity, asymmetrical carabiner

VULCAN is a high-strength steel carabiner designed for use in harsh environments. The large-capacity asymmetrical shape is ideal for setting multiple anchors. The VULCAN carabiner is available in two locking systems: automatic TRIACT-LOCK system or manual SCREW-LOCK system. VULCAN TRIACT-LOCK is available in European or international versions. The VULCAN can be used with a CAPTIV positioning bar to help orient the carabiner to load the major axis, limit the risk of rotation, and keep it integrated with the device.



Bm'D

Lightweight asymmetrical high-strength carabiner

The Bm'D lightweight asymmetrical carabiner is made of aluminum. It has a D shape particularly suited for connecting to diverse equipment such as descenders or positioning lanyards. Designed with a smooth interior and Keylock system for ease of use. The Bm'D carabiner has the TRIACT-LOCK automatic locking system. The sleeve is reinforced for greater inward and lateral gate strength. Bm'D can be used with a CAPTIV positioning bar to help orient the carabiner to load the major axis, limit the risk of rotation, and keep it integrated with the device.

Lanyard-End Connectors



VERTIGO TWIST-LOCK

Connector for progression lanyard

The VERTIGO TWIST-LOCK connector is designed for use on progression lanyards. The excellent grip and automatic locking system make it easy to handle when passing intermediate anchors. The large opening and the Keylock system make it easy to connect. The VERTIGO TWIST-LOCK can be used with a TANGA positioning ring to help orient the carabiner to load the major axis, limit the risk of rotation, and keep it integrated with the ADJUST rope adjuster.



The TWIST-LOCK system is designed for passing intermediate anchors. It allows the connector to lock automatically when it closes and unlock with a simple rotation.



EASHOOK OPEN

Connector with gated connection point for double lanyard and work-positioning lanyard

The EASHOOK OPEN connector is designed for use at the ends of a double lanyard or work-positioning lanyard. The gated connection point allows the connector to be directly attached to the lanyard. If the lanyard is damaged, the connector can be reused. The excellent grip and automatic locking system make it easy to handle when passing intermediate anchors.



MGO OPEN

Auto-locking directional connector with large gate opening and a gated connection point

MGO OPEN is an auto-locking directional connector with a large gate opening for connection to metal structures or to large-diameter cables and bars. It has a gated connection point for attachment to different types of lanyards. If the lanyard is damaged, the connector can be reused. MGO OPEN is available in two versions: 60 and 110 mm.

Special Carabiners



Am'D PIN-LOCK

Asymmetrical aluminum carabiner, unlocks with a tool

The Am'D PIN-LOCK asymmetrical aluminum carabiner is designed for use with groups. It secures the connection of the participant with a PIN-LOCK system, which can only be opened by the operator with a specific unlocking tool. Am'D PIN-LOCK can be used with a CAPTIV positioning bar to help orient the carabiner to load the major axis, limit the risk of rotation, and keep it integrated with the device.



FREINO Z

Carabiner with friction spur for descenders

The FREINO Z carabiner has a friction spur for adding or adjusting friction during the descent. It is easy to use and compatible with I'D S, I'D L, I'D EVAC, and RIG self-braking descenders. When rotated, it makes the descender drop resistant when being transferred from the equipment loop to the ventral attachment point or anchor. The FREINO Z has the TRIACT-LOCK automatic locking system.



OMNI

Multidirectional semi-circle carabiner

Multidirectional semi-circle OMNI carabiner for fastening FALCON ASCENT, NEWTON, and VOLT harnesses or attaching a CROLL ventral rope clamp. It is available in two locking systems: automatic TRIACT-LOCK system or manual SCREW-LOCK system.



The OMNI carabiner can be used to fasten the FALCON ASCENT harness by joining the two textile attachment points.

Semi-Permanent Connectors



RING OPEN

Multidirectional gated ring

The RING OPEN gated ring is designed for semi-permanent connection of equipment. The round shape allows it to function optimally in all directions. It has a large opening that allows installation of ropes with sewn terminations.



DELTA

Triangular steel quick link

When closed with a wrench, this steel quick link becomes a semi-permanent anchor ring.



GO

Oval steel quick link

When closed with a wrench, this steel quick link becomes a semi-permanent anchor ring.




DEMI ROND

Semi-circle aluminum alloy quick link

When closed with a wrench, this aluminum quick link is used to fasten harnesses that have two attachment points that must be joined with a connector.

Connector Positioning Accessories

 How to Install the CAPTIV Positioning Bar



CAPTIV Connector positioning bar (pack of 10)

The CAPTIV positioning bar helps orient the carabiner to load the major axis, limits the risk of rotation, and keeps it integrated with the device or lanyard. CAPTIV is compatible with OK, Am'D, WILLIAM, OXAN, VULCAN, Bm'D carabiners, and the ROLLCLIP A pulley carabiner.



CAPTIV ADJUST Carabiner positioning bar combined with an ADJUST rope adjuster

The CAPTIV ADJUST positioning bar helps orient the carabiner to load the major axis and holds the ADJUST rope adjuster in the proper position to reduce the risk of accidental release. It helps keep the lanyard and rope adjuster integrated with the carabiner, reducing the risk of losing them. CAPTIV ADJUST is compatible with OK, Am'D, Bm'D, and OXAN carabiners.



STUART Connector positioning accessory (pack of 10)

STUART helps keep the connector in the correct position and facilitates clipping. It is compatible with most auto-locking connectors.







TANGA Connector positioning ring (pack of 10)




The TANGA positioning ring helps hold the connector in the correct position.



STRING Accessory for maintaining connector orientation and protecting the webbing (pack of 10)

STRING helps maintain the proper orientation of the connector and protects the webbing from wear.

Lock	References					Certifications (1)	Weight
Lightweight Carabiners							
OK	TRIACT-LOCK	M33A TL M33A TLN (2)	22 mm				75 g
	BALL-LOCK	M33A BL	23 mm	25 kN	8 kN	7 kN	75 g
	SCREW-LOCK	M33A SL M33A SLN (2)	22 mm				70 g
Am'D	TRIACT-LOCK	M34A TL M34A TLN (2) M34A TLY (3)	24 mm				75 g
	BALL-LOCK	M34A BL M34A BLY (3)	25 mm	27 kN	8 kN	7 kN	75 g
	SCREW-LOCK	M34A SL M34A SLN (2)	25 mm				70 g
WILLIAM	TRIACT-LOCK	M36A TL M36A TLN (2) M36A TLY (3)	27 mm				90 g
	BALL-LOCK	M36A BL M36A BLY (3)	27 mm	27 kN	8 kN	8 kN	90 g
	SCREW-LOCK	M36A SL M36A SLN (2)	28 mm				85 g
Ultra-Lightweight Carabiners							
Sm'D	TRIACT-LOCK	M39A TL M39A TLN (2)	18 mm				55 g
	SCREW-LOCK	M39A SL M39A SLN (2)	20 mm	23 kN	8 kN	7 kN	45 g
	Non-Locking	M39A S M39A SN (2)	23 mm				40 g

Lock	References					Certifications (1)	Weight		
High-Strength Carabiners									
OXAN	TRIACT-LOCK European Version	M72A TL	22 mm				CE EN 362 NFPA 2500 Technical Use EAC GB/T 23469, XF 494	195 g	
	TRIACT-LOCK International Version	M72A TLA M72A TLN (2)	20 mm	38 kN	16 kN	15 kN	CE EN 362 ANSI Z359.12 NFPA 2500 Technical Use CSA Z259.12 EAC	230 g	
	SCREW-LOCK	M72A SL M72A SLN (2)	22 mm				CE EN 362 NFPA 2500 Technical Use EAC GB/T 23469, XF 494	185 g	
VULCAN	TRIACT-LOCK European Version	M073BA00	28 mm				CE EN 362 NFPA 2500 General Use EAC GB/T 23469, XF 494	245 g	
	TRIACT-LOCK International Version	M073CA00 M073CA01 (2)	26 mm	45 kN	16 kN	18 kN	CE EN 362 ANSI Z359.12, NFPA 2500 General Use, CSA Z259.12 EAC	265 g	
	SCREW-LOCK	M073AA00 M073AA01 (2)	29 mm				CE EN 362 NFPA 2500 General Use EAC GB/T 23469, XF 494	235 g	
Bm'D	TRIACT-LOCK	M032AA00 M032AA01 (2)	18 mm	32 kN	16 kN	10 kN	CE EN 362 ANSI Z359.12, ANSI Z459.1 NFPA 2500 Technical Use CSA Z259.12 EAC XF 494, GB/T 23469	105 g	
Lanyard-End Connectors									
VERTIGO TWIST-LOCK	TWIST-LOCK	M041AA00	25 mm	25 kN	10 kN	8 kN	CE EN 362 B, EN 12275 class B & K GB/T 23469	77 g	
EASHOOK OPEN	Automatic	M043AA00 M043AA01 (2)	25 mm	25 kN	-	10 kN	CE EN 362, EN 12275, XF 494, GB/T 23469	160 g	
MGO OPEN 60	Automatic	MGOO 60	63 mm	23 kN	-	23 kN	CE EN 362 EAC	490 g	
MGO OPEN 110	Automatic	M080AA00	110 mm					930 g	
Special Carabiners									
Am'D PIN-LOCK	PIN-LOCK	M34A PL (x1) M34AB PL (x10)	25 mm	27 kN	8 kN	7 kN	CE EN 362, EN 12275, EAC XF 494, GB/T 23469	80 g	
FREINO Z	TRIACT-LOCK	M042BA00	18 mm	23 kN	8 kN	8 kN	CE EN 362, EN 12275 NFPA 2500 Technical Use EAC GB/T 23469	75 g	
OMNI	TRIACT-LOCK	M037BA00	21 mm	20 kN	15 kN	7 kN	CE EN 362 B & M, EN 12275 class B GB/T 23469	80 g	
	SCREW-LOCK	M037AA00						75 g	
Semi-Permanent Connectors									
RING OPEN	Gated Ring	P28 M028AA00	11 mm	23 kN	23 kN	-	CE EN 362	70 g	
DELTA	Quick Link	P11	12 mm	45 kN	10 kN	-	CE EN 362 type Q, EN 12275 GB/T 23469	150 g	
	Quick Link	P11 8, P11 8B, P11 8BN (2)	10 mm	27 kN	10 kN			85/95 g	
GO	Quick Link	P15	16 mm	25 kN	10 kN	-	CE EN 362 type Q GB/T 23469	60 g	
DEMI ROND	Quick Link	P18	10 mm	25 kN	10 kN			55 g	
Connector Positioning Accessories									
CAPTIV	M093AA00	10 g					STUART	M096AA00	10 g
CAPTIV ADJUST	M095AA00	10 g					TANGA	M92000	5 g
							STRING	M090AA00 (L) M090AA01 (XL)	5 g 10 g

DESCENDERS

Descenders are designed to help regulate friction and control the descent on a fixed rope. They allow a worker to position themselves at any point on the rope. Certain Petzl descenders can also be used as belay devices.



Rope access work at the Tokyo Metropolitan Theater
© 2025 Petzl Distribution - Vuedici.org - Tokyo Metropolitan Theater - Clean Force Japan

Descenders for Rope Access Work

Descenders with ergonomic handle and AUTO-LOCK system, providing comfortable descent control and easy positioning at the workstation. These devices are designed for rope access, technical rescue and evacuation.



Descenders for Technical Rescue

Descenders with integrated progress-capture pulley and AUTO-LOCK system to facilitate lowering and raising heavy loads.



Mechanical Prusiks for Tree Care

Mechanical Prusiks allow the user to move around efficiently in a tree while benefiting from the handling of a classic Prusik pulley system.



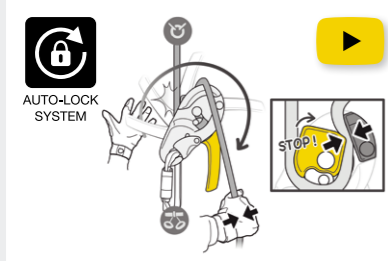
Personal Escape System

Rescue device that allows a single person to get themselves out of a building or structure in the event of an emergency. It has a multipurpose anchor hook adapted for locations where the possibility of finding an anchor point is uncertain.



Easy to use, I'D descenders are suitable for a variety of situations encountered during rope access work: descending, work positioning, short rope ascents, belaying with climbing techniques. They are equipped with the AUTO-LOCK system and anti-panic function.

• Easy to use



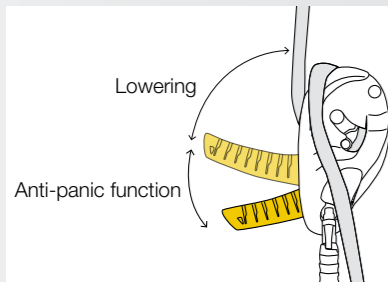
AUTO-LOCK system

The AUTO-LOCK system allows users to easily position themselves at a workstation without having to manipulate the handle or tie off the device: as soon as the user releases the handle, the rope is automatically blocked in the device.



Installing the rope

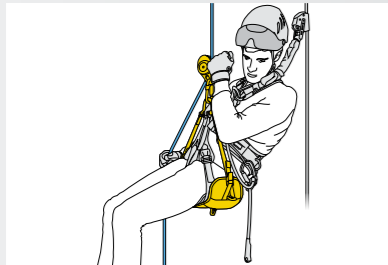
The device has a safety gate on the side plate that allows the rope to be installed without disconnecting the descender from the harness.



Controlled descent and anti-panic system

The ergonomic handle provides comfortable descent control. The anti-panic function automatically stops the user if they pull too hard on the handle.

• Versatile



I'D descenders can be used for both descents and short rope ascents.

• Wear resistant



The stainless steel wear plate improves durability by reinforcing the rope friction zone.

• For connecting to the harness

Ø 10 to 11.5 mm



I'D® S

Descender with anti-panic function for working on fixed ropes

The I'D descender is designed to meet the needs of experienced rope access technicians. Featuring an ergonomic handle that provides comfortable descent control, this easy-to-use descender makes your workday easier. The anti-panic function automatically stops the descent if you pull too hard on the handle. The anti-error catch helps reduce the risk of an accident due to incorrect installation of the device on the rope. The AUTO-LOCK function allows users to easily position themselves at a workstation without manual operation. I'D S is compatible with 10 to 11.5 mm ropes.



I'D® L

Descender with anti-panic function for working on fixed ropes and for rescue

The I'D L descender is designed to meet the needs of experienced rope access technicians and rescuers. Featuring an ergonomic handle that provides comfortable descent control, this easy-to-use descender makes your workday easier. The anti-panic function automatically stops the descent if you pull too hard on the handle. The anti-error catch helps reduce the risk of an accident due to incorrect installation of the device on the rope. The AUTO-LOCK function allows users to easily position themselves at a workstation without manual operation. I'D L is compatible with 12.5 to 13 mm ropes.

Ø 12.5 to 13 mm

• For use at the anchor

Ø 10 to 11.5 mm



I'D® EVAC

Descender with anti-panic function for lowering from an anchor

The I'D EVAC descender is designed to meet the needs of rescuers. The ergonomic handle is specifically oriented for managing loads from the anchor, facilitating use and offering comfortable descent control. The anti-panic function automatically stops the descent if you pull too hard on the handle. The anti-error catch helps reduce the risk of an accident due to incorrect installation of the device on the rope. The AUTO-LOCK function automatically blocks the rope without operating the handle. I'D EVAC is compatible with 10 to 11.5 mm ropes.

Accessories



Open Auxiliary Brake for I'D®

Open auxiliary brake for I'D S, I'D L, and I'D EVAC self-braking descenders

The open auxiliary brake is designed for I'D self-braking descenders. It is used to add friction depending on the load and rope diameter, and allows the rope to be inserted or removed at any time.



Closed Auxiliary Brake for I'D®

Closed auxiliary brake for I'D S, I'D L, and I'D EVAC self-braking descenders

The closed auxiliary brake is designed for I'D self-braking descenders. It is used to add friction depending on the load and rope diameter and provides a constant redirect of the rope.




RIG®
Compact descender for rope access work,
designed for expert users

The RIG descender is designed to meet the needs of experienced rope access technicians who work on rope every day. Featuring an ergonomic handle that provides excellent descent control, this compact and easy-to-use descender makes your workday easier. The AUTO-LOCK function allows users to easily position themselves at a workstation without manual operation. With increased durability, the shape of the cam limits wear. For intensive use and demanding work conditions, or simply for a long-lasting solution, the RIG is also available in a repairable version.



Repair Kit for Repairable RIG®

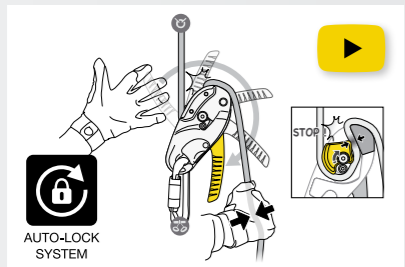
Repair kit for the repairable version of the RIG descender, includes a cam, a pin, and two screws.




The RIG features a safety gate on the moving side plate that allows the rope to be installed easily while the device remains connected to the harness.



The handle provides comfortable descent control. Two descent modes are possible: with the rope running over the side plate or in the V-shaped friction channel.



The AUTO-LOCK system allows users to easily position themselves at a workstation without having to manipulate the handle or tie off the device: as soon as the handle is released, the rope is automatically blocked in the device.



For a longer-lasting solution, the RIG is also available in a repairable version; the cam and pin can be replaced using the repair kit (sold separately).



These descenders offer the versatility required for technical rescue operations: lowering, hauling, handling heavy loads, use in the primary system or in a backup belay.

• Easy rope installation



Markings on the device make rope installation quick and easy.

• Comfortable, controlled descent, even with heavy loads

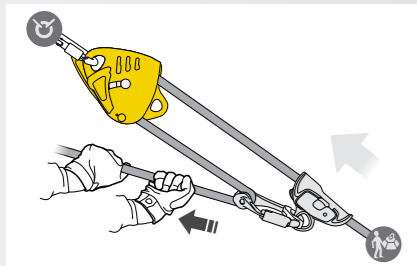


The ergonomic handle and integrated brake enable a comfortably controlled descent.



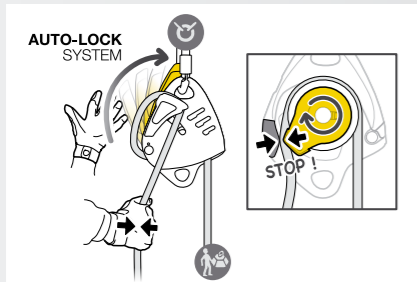
The faceted sheave creates additional friction zones for the rope, providing extra braking for lowering heavy loads.

• Excellent hauling efficiency



The integrated progress-capture pulley with very large diameter sheave mounted on sealed ball bearings rotates in only one direction for excellent hauling efficiency. The lower connection point can be used to create different types of haul systems.

• AUTO-LOCK system: automatically locks the rope



AUTO-LOCK SYSTEM
The AUTO-LOCK system allows automatic locking of the rope when the handle is not in use. Once blocked, the rope can be taken up without manipulating the handle.

MAESTRO S

Ø 10 to 11.5 mm

250 kg



MAESTRO® S

Descender with integrated progress-capture pulley for loads up to 250 kg, compatible with 10 to 11.5 mm ropes

The MAESTRO S is a descender designed for technical rescue operations. It makes it easier to manipulate heavy loads when lowering or hauling and can be used in both the primary system or in a backup belay. This versatility allows rescuers to adapt to a variety of different situations they may encounter on the rescue scene. The ergonomic handle and integrated brake enable a comfortably controlled descent. Changing from lowering to hauling is immediate, without the need to transfer the load. The integrated progress-capture pulley has a large diameter sheave mounted on sealed ball bearings, providing excellent hauling efficiency. The AUTO-LOCK system automatically locks the rope when the handle is not in use. Once blocked, the rope can be taken up without manipulating the handle. The MAESTRO S descender is compatible with 10 to 11.5 mm ropes and can handle loads up to 250 kg.

MAESTRO L

Ø 12.5 to 13 mm

280 kg



MAESTRO® L

Descender with integrated progress-capture pulley for loads up to 280 kg, compatible with 12.5 to 13 mm ropes

MAESTRO L is a descender designed for technical rescue operations. It makes it easier to manipulate heavy loads when lowering or hauling and can be used in both the primary system or in a backup belay. This versatility allows rescuers to adapt to a variety of different situations they may encounter on the rescue scene. The ergonomic handle and integrated brake enable a comfortably controlled descent. Changing from lowering to hauling is immediate, without the need to transfer the load. The integrated progress-capture pulley has a large diameter sheave mounted on sealed ball bearings, providing excellent hauling efficiency. The AUTO-LOCK system automatically locks the rope when the handle is not in use. Once blocked, the rope can be taken up without manipulating the handle. The MAESTRO L descender is compatible with 12.5 to 13 mm ropes and can handle loads up to 280 kg.

▶ MAESTRO descenders with integrated progress-capture pulley



Mechanical Prusiks for Tree Care


Mechanical Prusiks allow arborists to optimize their movement within a tree. They are user-friendly and intuitive to use. To meet a variety of needs, they can be used on doubled ropes or a single rope.

• Intuitive design




The technique is identical to that of a classic Prusik pulley system, offering immediate usability. The device locks automatically once the friction chain is extended.

• For efficient movement



Smooth, precise rope feed


The release lever is mounted on a spring for great precision when moving around. Adjusting the pressure on this lever controls the speed of movement.



Slack easily taken up


The pulley is mounted on sealed ball bearings to allow the slack to be taken up easily when moving around. The widely spaced side plates also contribute to smooth rope glide.

• Versatile



Use on doubled ropes

ZIGZAG and ZIGZAG PLUS can be used on doubled ropes.



Use on a single rope

They can also be used on a single rope, thanks to the CHICANE accessory, which offers more friction on the descent, and the KNEE ASCENT assemblies, which facilitate the ascent.

• Standard version



The lower attachment hole is fixed to maintain alignment of the device with the axis of the worker and to optimize grip.



ZIGZAG®

Mechanical Prusik for tree care

The ZIGZAG mechanical Prusik allows the user to move around efficiently in a tree using classic Prusik pulley system technique. The friction chain provides precision and fluidity when moving around. The pulley is mounted on sealed ball bearings to allow the slack to be taken up easily. Can be used on either doubled ropes or a single rope, providing great versatility. The lower attachment hole is fixed to maintain alignment of the device with the axis of the worker and to optimize grip.

• Version with high-efficiency swivel



The lower attachment hole with high-efficiency swivel provides stable and correct positioning of the mechanical Prusik and optimal rope glide through the device.



ZIGZAG PLUS mechanical Prusik



ZIGZAG® PLUS

Mechanical Prusik with high-efficiency swivel, for tree care

The ZIGZAG PLUS mechanical Prusik allows the user to move around efficiently in a tree using classic Prusik pulley system technique. The friction chain provides precision and fluidity when moving around. The pulley is mounted on sealed ball bearings to allow the slack to be taken up easily. Can be used on either doubled ropes or a single rope, providing great versatility. The lower attachment hole with high-efficiency swivel provides stable and correct positioning of the mechanical Prusik and optimal rope glide through the device.

Accessory



CHICANE

Auxiliary brake for mechanical Prusik on single ropes, for tree care

The CHICANE auxiliary braking device allows ZIGZAG and ZIGZAG PLUS mechanical Prusiks to be used on single ropes. It provides continuous additional friction on descents. The excellent compatibility of the CHICANE and mechanical Prusik as an assembled unit provides smooth rope glide through the brake during ascents. The ergonomic handle provides excellent grip and facilitates movement while limb walking. With the openable side plate, installation is quick and easy.

Personal Escape System

EXO® AP HOOK

Personal escape system with anchor hook


The EXO AP HOOK is a personal escape system with a HOOK anchor hook, adapted for situations where the possibility of finding an anchor point is uncertain. It has a self-braking system with anti-panic function for quickly moving horizontally, climbing through a window, and controlling or stopping a descent. If the user pulls too hard on the handle, the anti-panic function brakes and stops the descent automatically. EXO AP HOOK also includes a rope that resists wear and high temperatures, an Am'D connector with CAPTIV positioning bar, and a bag for transporting and attaching the system directly to the harness. Other rope lengths and other types of connectors (such as the EASHOOK OPEN) are available by special order.



The anchor hook may be used around a structure, secured with a locking hitch.



If the user pulls too hard on the handle, the anti-panic function brakes and stops the descent automatically.




i+ CUSTOM

Petzl Custom allows you to choose:











- Rope type: Standard or high-strength rope
- Rope color
- Rope length
- Type of rope-end connectors and harness connector

The assembly of various components of your choice offers a ready-made solution specific to the user, delivered in a transport pouch or bag adapted to the length of the rope.

Because of the unique shape of the anchor hook, special Petzl training for the EXO AP HOOK is mandatory.



Tree trimming in Shobara city, Hiroshima prefecture, Japan.
© 2025 Petzl Distribution - Vuedici.org - Green Maintenance

		Certifications (1)	Rope Diameter Compatibility	Working Load Limit (1)	Weight	
Descenders for Rope Access Work						
I'D S		D020AA00 (yellow) D020AA01 (black)	EN 341 type 2 class A CE EN 12841 type C CE EN 15151-1 ANSI Z359.9, ANSI Z459.1 NFPA 2500 Technical Use NFPA 2500 General Use EAC XF 494 GB/T 38230	10 to 11.5 mm	150 kg for single-person use, and up to 250 kg for rescue use	600 g
I'D L		D020BA00 (red) D020BA01 (black)	EN 341 type 2 class A CE EN 12841 type C ANSI Z359.9 NFPA 2500 General Use EAC	12.5 to 13 mm	150 kg for single-person use, and up to 280 kg for rescue use	600 g
I'D EVAC		D020CA00 (yellow) D020CA01 (black)	EN 341 type 2 class A CE EN 12841 type C ANSI Z359.9, ANSI Z459.1 NFPA 2500 Technical Use EAC	10 to 11.5 mm	150 kg for single-person use, and up to 250 kg for rescue use	615 g
Open Auxiliary Brake for I'D		D020DA00	-	-	-	20 g
Closed Auxiliary Brake for I'D		D020EA00	-	-	-	20 g
NEW 2026 RIG		D021AB00 (yellow) D021BA00 (repairable yellow) D021BA01 (repairable black)	CE EN 12841 type C EN 341 type 2 class A, EN 15151-1 ANSI Z359.9, Z359.9 NFPA 2500 Technical Use GB/T 38230, XF 494	9.5 to 11.5 mm	140 kg for single-person use, and up to 200 kg for rescue use	410 g
NEW 2026 Repair Kit for Repairable RIG		D021CA00	-	-	-	105 g
Rescue Descenders						
MAESTRO S		D024AB00	CE EN 12841 type C, EN 341 NFPA 2500 Technical Use NFPA 2500 General Use ANSI Z359.9, ANSI Z459.1 EAC	10 to 11.5 mm	Handling of loads up to 250 kg	1100 g
MAESTRO L		D024BA00	CE EN 12841 type C, EN 341 NFPA 2500 General Use EAC XF 494, GB/T 38230	12.5 to 13 mm	Handling of loads up to 280 kg	1100 g
Mechanical Prusiks for Tree Care						
ZIGZAG		D022AA00	CE	11.5 to 13 mm	140 kg	365 g
ZIGZAG PLUS		D022BA00	CE	11.5 to 13 mm	140 kg	425 g
CHICANE		D022CA00	CE (with ZIGZAG or ZIGZAG PLUS mechanical Prusik)	11.5 to 13 mm	140 kg	255 g
Personal Escape System						
EXO AP HOOK		D031DA00	NFPA 2500 Escape Use	7.5 mm (EXO rope only)	140 kg	1470 g

(1) More information in the Instructions for Use

ROPE CLAMPS

Petzl rope clamps are primarily used for progression on ropes and for setting up haul systems.



Rope access work on Barrage du Rouchain, France.
© 2025 Petzl Distribution - Vuedici.org - Moretton Travaux Acrobatiques - Roannaise de l'eau



Optimal blocking

Petzl frame-loaded rope clamps are designed to function optimally under many different conditions (wet, frozen, dirty ropes, for example). They are therefore equipped with a special stainless steel cam. Its unique design, the shape of its teeth, and its self-cleaning slot allow optimal grip on the rope without damaging it, while reducing the effort required to slide the device up the rope.

Rope Clamps for Progression

Frame-loaded rope clamps are easy to install and specially designed for rope ascents (handled rope clamps, ventral rope clamps, and foot ascenders).



Versatile Rope Clamp

Rope clamp that can be used to ascend a fixed rope, or as progress capture in a haul system.



BASIC

Backup Rope Clamp

Ultra-compact, lightweight rope clamp for occasional rope ascents and haul systems.



TIBLOC

Cam-Loaded Rope Clamp

Rope clamp designed for use in haul systems as a tractor or progress-capture device.



RESCUCENDER

Rope Clamps

Rope Clamps for Progression



ASCENSION
left-handed

ASCENSION
right-handed

ASCENSION

Handled rope clamp for rope ascents

The ASCENSION handled rope clamp is designed for rope ascents and features an overmolded handle and ergonomic top section for a comfortable and powerful grip when pulling with one or two hands. The ASCENSION handled rope clamp has a large lower hole for easily attaching two carabiners for a lanyard and foot loop.



PROGRESS ADJUST-Y

Double adjustable progression lanyard



FOOTAPE

Adjustable webbing foot loop

The adjustable FOOTAPE foot loop is used with an ASCENSION or BASIC rope clamp for rope ascents. A height-adjustable elastic band keeps the foot in the loop, regardless of shoe type.

FOOTCORD

Adjustable cord foot loop

The adjustable FOOTCORD foot loop is used with an ASCENSION or BASIC rope clamp for rope ascents. Its high-modulus polyethylene construction increases durability. A height-adjustable elastic band keeps the foot in the loop, regardless of shoe type.

LOOPING

Four-step etrier

The LOOPING four-step etrier attaches to an ASCENSION rope clamp for rope ascents or directly onto an anchor for progression in overhangs.



CROLL S

CROLL M

CROLL®

Ventral rope clamp

Designed for rope ascents, the CROLL ventral rope clamp is simple to use, with a pinch opening system, which is totally integrated in the clamp to avoid any involuntary snagging. The attachment holes allow efficient positioning during ascents. It is available in two versions to adapt to different rope diameters.



SECUR

Shoulder straps for positioning the CROLL ventral rope clamp

SECUR shoulder straps position the CROLL ventral rope clamp and attach to AVAO SIT, FALCON, FALCON ASCENT, SEQUOIA and SEQUOIA PLUS harnesses.



ASCENTREE

Double-handled rope clamp for tree care

Handled rope clamp designed for double rope ascents, the ASCENTREE has ergonomic handles allowing a comfortable and powerful grip when pulling. Catch/cam unit is totally integrated to prevent any involuntary snagging.



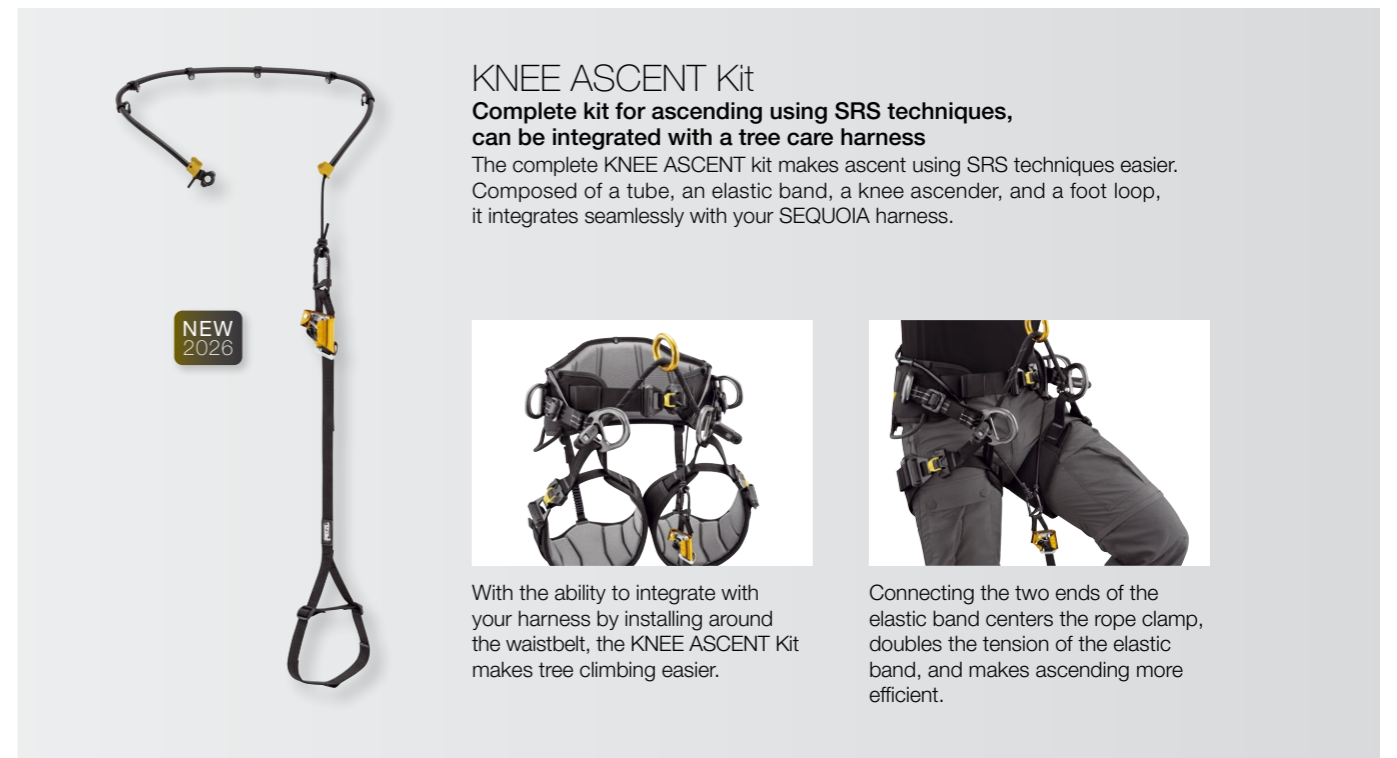
PANTIN CLICK
left-foot

PANTIN CLICK
right-foot

PANTIN® CLICK

Foot ascender with ratchet adjustment system

The PANTIN CLICK foot ascender is designed to make rope ascent more efficient and less tiring. It is used in conjunction with CROLL, ASCENSION, or ASCENTREE rope clamps. Equipped with a ratchet adjustment system, it is quick and easy, providing precise adjustment and optimal fit. It features a catch that makes it easy to install the rope and keep it in the device while ascending. The PANTIN CLICK is available in right- and left-foot versions.



KNEE ASCENT Kit

Complete kit for ascending using SRS techniques, can be integrated with a tree care harness

The complete KNEE ASCENT kit makes ascent using SRS techniques easier. Composed of a tube, an elastic band, a knee ascender, and a foot loop, it integrates seamlessly with your SEQUOIA harness.

With the ability to integrate with your harness by installing around the waistbelt, the KNEE ASCENT Kit makes tree climbing easier.

Connecting the two ends of the elastic band centers the rope clamp, doubles the tension of the elastic band, and makes ascending more efficient.



KNEE GRAB

Knee ascender for ascending using SRS techniques

The KNEE GRAB makes ascent using SRS techniques easier. It is used in conjunction with the SEQUOIA PLUS or another harness with a compatible mounting system.

KNEE ASCENT Mounting Kit

Mounting kit with elastic band, compatible with the KNEE ASCENT kit and the KNEE GRAB knee ascender.

Rope Clamps

Versatile Rope Clamp



BASIC

Compact, versatile rope clamp

The BASIC rope clamp is very compact, making it easy to grip. The large lower hole allows lanyard and foot loop carabiners to be easily connected.

Backup Rope Clamp



TIBLOC

Backup Rope Clamp

Extremely compact and lightweight, the TIBLOC is a backup rope clamp for ascending ropes or setting up haul systems.

Cam-Loaded Rope Clamp



RESCUCENDER

Openable cam-loaded rope clamp


Simple to use and ergonomic, the RESCUCENDER is an openable cam-loaded rope clamp designed for use in haul systems as a tractor or progress-capture device.



Openable guided cam allows easy installation or removal of the rope clamp at any point on the rope.



The safety catches are equipped with visual indicators that show when they are unlocked.



Rope access work at the Tokyo Metropolitan Theater

			Certifications (1)	Rope Diameter Compatibility	Weight
Rope Clamps for Progression					
ASCENSION		B17ALA (left-handed, black/yellow) B17ALN (left-handed, black) B17ARA (right-handed, black/yellow) B17ARN (right-handed, black)	CE EN 567, EN 12841 type B NFPA 2500 Technical Use EAC XF 494	8 to 13 mm	165 g
FOOTAPE		C47A	-	-	65 g
FOOTCORD		C48A	-	-	40 g
LOOPING		C25	-	-	145 g
CROLL S		B16BAA	CE EN 567, EN 12841 type B NFPA 2500 Technical Use EAC XF 494	8 to 11 mm	85 g
CROLL L		B016AA00	CE EN 567, EN 12841 type B NFPA 2500 Technical Use EAC XF 494	8 to 13 mm	140 g
SECUR		C74A	-	-	135 g
ASCENTREE		B19AAA	CE	10 to 13 mm	330 g
NEW 2026 PANTIN CLICK		B002BA00 (left-foot) B002AA00 (right-foot)	The PANTIN is not an item of PPE	7 to 13 mm	120 g
NEW 2026 KNEE ASCENT Kit		B022AA00	-	7 to 13 mm	190 g
NEW 2026 KNEE GRAB		B022BA00	-	7 to 13 mm	110 g
NEW 2026 KNEE ASCENT Mounting Kit		B022EA00	-	-	80 g
Versatile Rope Clamp					
BASIC		B18BAA	CE EN 567, EN 12841 type B EAC XF 494	8 to 11 mm	85 g
Backup Rope Clamp					
TIBLOC		B01BN	CE EN 567 EAC	8 to 11 mm	35 g
Cam-Loaded Rope Clamp					
RESCUCENDER		B50A	CE EN 567, EN 12841 type B NFPA 2500 Technical Use EAC XF 494	9 to 13 mm (1)	260 g

(1) More information in the Instructions for Use

PULLEYS


Pulleys are used for raising equipment and for making haul systems in a rescue situation. Some of them can be combined with a rope clamp to facilitate maneuvers; others allow movement along rope or cable.



Rope access work at the Tokyo Metropolitan Theater
© 2025 Petzl Distribution - Lafouche
Tokyo Metropolitan Theater - Clean Force Japan

Two factors determine a pulley's efficiency:

- Sheave size: the larger the sheave diameter, the higher the efficiency
- Bushings and bearings:
 - Self-lubricating bushings are efficient, but they must be regularly maintained
 - Sealed ball bearings are very efficient, and they do not require any maintenance



High-Efficiency Pulleys With Swivel

High-performance pulleys equipped with a swivel, making them drop resistant while installing the rope.



High-Efficiency Pulleys

Versatile, high-performance pulleys adapted for intensive use.




Pulley-Carabiners

Pulley-carabiners with excellent efficiency.



Progress-Capture Pulleys

Pulleys with an integrated progress-capture system may be used to replace a traditional pulley/rope clamp setup in haul systems.



Prusik Pulleys

High-performance pulleys designed for use with a Prusik friction hitch to build a lightweight progress-capture system. The shape of the side plates allows the knot to be released when it stops against the pulley.



Single Pulleys

Lightweight, versatile pulleys designed for situations that do not require a high level of efficiency (such as redirecting the rope).




Transport Pulleys

Pulleys designed for movement along a rope or cable.



Haul System

Ready-to-use kit, designed to easily pick off and lower (or simply pick off) a victim.



High-Efficiency Pulleys With Swivel

▶ SPIN L1 and SPIN L2 pulleys



SPIN L1

Very high efficiency single pulley with swivel

Possible to open, even when attached to the anchor, the SPIN L1 pulley is designed for maximum simplicity in setting up haul or load deviation systems and tensioned highlines. The large-diameter sheave mounted on sealed ball bearings gives it excellent efficiency. The swivel makes it easier to operate, allowing the pulley to be oriented under load and for carabiners, ropes, or slings to be directly connected.



SPIN L2

Very high efficiency double pulley with swivel

Possible to open, even when attached to the anchor, the SPIN L2 is a double pulley designed for maximum simplicity when setting up haul systems or tensioned highlines. The two parallel-mounted sheaves and auxiliary attachment point allow the pulley to be used to set up various types of complex haul systems. The large-diameter sheaves mounted on sealed ball bearings provide excellent efficiency. The swivel makes it easier to operate, allowing the pulley to be oriented under load and for carabiners, ropes, or slings to be directly connected.

▶ SPIN L1D pulley



SPIN L1D

High efficiency single pulley with one-way rotation and swivel

Possible to open, even when attached to the anchor, the SPIN L1D pulley is designed to be used in conjunction with a descender for maximum simplicity when setting up a deviation for a heavy load. The faceted sheave only rotates in one direction, providing excellent efficiency when hauling, and adding friction zones for the rope for additional braking when lowering. The swivel makes it easier to operate, allowing the pulley to be oriented under load and for carabiners, ropes, or slings to be directly connected.

▶ SPIN S1 and SPIN S1 OPEN pulleys



SPIN S1

Very high efficiency, compact single pulley with swivel

Possible to open, even when attached to the anchor, the SPIN S1 pulley is designed for maximum simplicity in setting up haul or load deviation systems and tensioned highlines. Compact, reducing weight and bulk, which is especially useful during technical rescue. The sheave mounted on sealed ball bearings provides excellent efficiency. The swivel makes it easier to operate, allowing the pulley to be oriented under load and for carabiners, ropes, or slings to be directly connected.



SPIN S1 OPEN

Very high-efficiency, compact single pulley with gated swivel

Possible to open, even when attached to the anchor, the SPIN S1 OPEN pulley is designed for maximum simplicity in setting up haul or load deviation systems and tensioned highlines. Compact, reducing weight and bulk, which is especially useful during technical rescue. The sheave mounted on sealed ball bearings provides excellent efficiency. The swivel facilitates operations, allowing the pulley to be oriented under load. The opening gate on the swivel makes the pulley compatible with a wide variety of products (tripod, REEVE pulley, PAW rigging plates, and more), reducing bulk during setup.

High-Efficiency Pulleys

NEW
2026



RESCUE S

Lightweight and ultra-compact, high efficiency pulley

The RESCUE S pulley is designed for work-at-height professionals and for setting up on-site rescue systems. Ultra-compact, lightweight, and high efficiency, it is designed for handling moderate loads.

NEW
2026



RESCUE M

High-strength, very high efficiency pulley

The RESCUE M pulley is designed for rescue and work-at-height professionals. High-strength and very high efficiency, it is built for intensive use and handling heavy loads.

Pulley-Carabiners



ROLLCLIP A

Pulley-carabiner that facilitates installation of the rope when pulley is connected to the anchor

ROLLCLIP A is a pulley-carabiner with the gate opening on the pulley end, to facilitate rope installation when the pulley is fixed to the anchor. It is available with an automatic TRIACT-LOCK locking system, or without a locking system. ROLLCLIP A can be used with a CAPTIV positioning bar to help orient the carabiner to load the major axis, limit the risk of rotation, and keep it integrated with the device.



ROLLCLIP Z

Pulley-carabiner that facilitates installation on anchors and devices

ROLLCLIP Z is a pulley-carabiner with the gate opening on the non-pulley end, to facilitate installation on anchors and devices. It is available in two locking systems: automatic TRIACT-LOCK system or manual SCREW-LOCK system.

Progress-Capture Pulleys



PRO TRAXION

Very high-efficiency, drop resistant progress-capture pulley with swivel

Possible to open, even when attached to the anchor, the PRO TRAXION progress-capture pulley is designed for setting up haul systems. With a large diameter sheave mounted on sealed ball bearings and excellent efficiency, it is particularly suitable for hauling heavy loads. The swivel makes it easier to operate, allowing the pulley to be oriented under load, and for carabiners, ropes, or slings to be directly connected.




MINI TRAXION

Compact and drop resistant high-efficiency progress-capture pulley


Possible to open, even when attached to the anchor, the MINI TRAXION progress-capture pulley is designed for setting up haul systems. With a medium-diameter sheave and great efficiency, it is particularly suitable for hauling mid-weight loads. It is compact, with minimized weight and bulk, which is especially useful during technical rescue and rope access work.



MINI TRAXION
Progress-Capture Pulley



Triple-action opening of the moving side plate is quick and easy, even with gloves.



The rope can be installed in the MINI TRAXION pulley when it is connected to the anchor.

Prusik Pulleys

NEW 2026



MINDER S1

Lightweight, high efficiency Prusik pulley

The MINDER S1 pulley is designed for work-at-height professionals and for setting up on-site rescue systems. Its special side plates are designed for use with a Prusik friction hitch in progress-capture systems. Compact and lightweight, it provides good efficiency for handling moderate loads.

NEW 2026



MINDER S2

Lightweight, high efficiency, double Prusik pulley

The MINDER S2 pulley is designed for rescue professionals. Its special side plates are designed for use with a Prusik friction hitch in progress-capture systems. With two mounted sheaves and an auxiliary attachment point, it is designed for setting up complex haul systems. Compact and lightweight, it provides good efficiency for handling moderate loads.

NEW 2026



MINDER L1

High strength, very high efficiency Prusik pulley

The MINDER L1 pulley is designed for rescue professionals. Its special side plates are designed for use with a Prusik friction hitch in progress-capture systems. High-strength and very high efficiency, it is built for intensive use and handling heavy loads.

NEW 2026



MINDER L2

High-strength, very high efficiency double Prusik pulley

The MINDER L2 pulley is designed for rescue professionals. Its special side plates are designed for use with a Prusik friction hitch in progress-capture systems. With two mounted sheaves and an auxiliary attachment point, it is designed for setting up complex haul systems. High-strength and very high efficiency, it is built for intensive use and handling heavy loads.

Single Pulleys

NEW 2026



MOBILE

Versatile and ultra-compact pulley

Lightweight, ultra-compact, and versatile, the MOBILE pulley is designed for setting up haul systems and load deviations. Swinging side plates allow for easy setup.

NEW 2026



FIXE

Compact and versatile pulley with fixed side plates

With a compact and versatile design, the FIXE pulley is built for setting up haul systems and load deviations. Fixed side plates allow quick rope installation and easy system setup.

Transport Pulleys



REEVE carriage pulley



REEVE

Carriage pulley for rescue on a tensioned highline

Combining two pulleys and a rigging plate, the REEVE carriage pulley is an integrated solution designed to simplify setting up rescue systems on tensioned highlines. The compact design limits the number of connectors and the height of the system. Two large-diameter sheaves mounted on sealed ball bearings provide excellent efficiency when moving. Multiple connection holes to directly attach ropes, slings, or carabiners, allowing for better organization.



TANDEM® / TANDEM® SPEED

Double pulley for Tyrolean traverses on rope

Double pulley designed for Tyrolean traverses on a rope, featuring aluminum or stainless steel sheaves mounted on self-lubricating bushings or sealed ball bearings for efficiency. It can fit up to three carabiners to facilitate use.



KOOTENAY

KOOTENAY

Knot-passing pulley

KOOTENAY is a knot-passing pulley that allows passage of joining knots. The large-diameter sheave mounted on sealed ball bearings provides excellent efficiency.

ROLLCAB

ROLLCAB

Roller for movement along cable

ROLLCAB is a roller designed for movement and evacuation along mechanical lift cables.

Haul System



JAG SYSTEM

Haul kit

The JAG SYSTEM haul kit is designed for pick-offs, making a releasable anchor, or tensioning a system, with a 4:1 mechanical advantage and excellent efficiency (sheaves with sealed ball bearings). The collapsed kit is highly compact, allowing it to be used even when the distance to the anchor is very short. The JAG SYSTEM haul kit is quick and easy to deploy: it is ready to use due to the flexible cover that helps prevent the risk of tangling. The haul end is color-coded for instant identification. It is available in three lengths: 1, 2, and 5 meters.



JAG TRAXION

High-efficiency double progress-capture pulley


The JAG TRAXION double progress-capture pulley is designed for use with the JAG pulley to make a 4:1 haul system. Sheaves with sealed ball bearings provide excellent efficiency.



JAG

High-efficiency double pulley


The JAG double pulley is designed for use with the JAG TRAXION double progress-capture pulley to make a 4:1 haul system. Sheaves with sealed ball bearings provide excellent efficiency.




TWIN RELEASE

Releasable double progress-capture pulley for haul systems


Releasable, the TWIN RELEASE progress-capture pulley is designed to set up 4:1 haul systems for work in confined spaces or for technical rescue. The cam can be released by using the ergonomic handle. When lowering heavy loads, the brake that is integrated into the moving side plate and the faceted sheave with single-direction rotation offer additional braking and better control. The two sheaves provide excellent hauling efficiency. The swivel makes it easier to operate, allowing the pulley to be oriented under load and for carabiners, ropes, or slings to be directly connected.














Release of the cam and passage of the rope through the brake that is integrated into the moving side plate allow comfortable and precise control when lowering.



The cam can be locked in the open position to make it easier to feed slack.



TWIN RELEASE progress-capture pulley

		Certifications (1)	Rope Diameter Compatibility	Sheave Diameter	Ball Bearings	Efficiency	Working Load Limit	Weight
High-Efficiency Pulleys With Swivel								
SPIN L1	 P001BA00 P001BA01 (2)	CE EN 12278 NFPA 2500 Pulley General Use UIAA XF 494	7 to 13 mm	38 mm	●	95%	4 x 2 = 8 kN	290 g
SPIN L2	 P001CA00 P001CA01 (2)						8 kN (3)	480 g
SPIN L1D	 P001AA00	CE NFPA 2500 Pulley General Use	8 to 13 mm	40 mm	●	93%	3 x 2 = 6 kN	425 g
SPIN S1	 P002AA00 P002AA01 (2)	CE EN 12278 NFPA 2500 Pulley Technical Use UIAA XF 494	7 to 11 mm	25 mm	●	91%	2,5 x 2 = 5 kN	145 g
SPIN S1 OPEN	 P002BA00							160 g
High-Efficiency Pulleys								
NEW2026 RESCUE S	 P050AA00 P050AA01 (2)	CE EN 12278 UIAA NFPA Technical Use XF 494	6 to 11 mm	25 mm	●	91%	2,5 kN x 2 = 5 kN	52 g
NEW2026 RESCUE M	 P050BA00 P050BA01 (2)	CE EN 12278 UIAA NFPA General Use XF 494	6 to 13 mm	38 mm	●	95%	4 kN x 2 = 8 kN	140 g
Pulley-Carabiners								
ROLLCLIP A	 P74 TL	CE EN 362 EN 12275, EN 12278 EAC XF 494	7 to 13 mm	18 mm	●	85%	2 kN x 2 = 4 kN	115 g
	 P74							105 g
ROLLCLIP Z	 P75 TL	CE EN 362 EN 12278 EAC	7 to 13 mm	18 mm	●	85%	2 kN x 2 = 4 kN	110 g
	 P75 SL							105 g

		Certifications (1)	Rope Diameter Compatibility	Sheave Diameter	Ball Bearings	Efficiency	Working Load Limit	Weight
Progress-Capture Pulleys								
PRO TRAXION	 P055AA00	CE EN 567, EN 12278 EN 12841 type B NFPA 2500 Technical Use Pulley and Rope grab	8 to 13 mm	38 mm	●	95%	Pulley: 11.5 kN x 2 = 23 kN Rope clamp: 4 kN	295 g
MINI TRAXION	 P054AA00		7 to 11 mm	32 mm	●	93%	Pulley: 10 kN x 2 = 20 kN Rope clamp: 4 kN	150 g
Prusik Pulleys								
NEW2026 MINDER S1	 P060AA00	CE EN 12278 UIAA NFPA Technical Use XF 494	6 to 11 mm	25 mm	●	91%	2,5 kN x 2 = 5 kN	71 g
NEW2026 MINDER S2	 P060BA00	CE EN 12278 UIAA NFPA Technical Use XF 494	6 to 11 mm	25 mm	●	91%	2 x 1,5 kN x 2 = 6 kN	123 g
NEW2026 MINDER L1	 P060CA00	CE EN 12278 NFPA General Use XF 494	6 to 13 mm	51 mm	●	97%	4 kN x 2 = 8 kN	237 g
NEW2026 MINDER L2	 P060DA00	CE EN 12278 NFPA General Use XF 494	6 to 13 mm	51 mm	●	97%	2 x 3 kN x 2 = 12 kN	450 g
Single Pulleys								
NEW2026 MOBILE	 P003AA00	CE EN 12278 UIAA XF 494	6 to 13 mm	21 mm	-	71%	2,5 kN x 2 = 5 kN	68 g
NEW2026 FIXE	 P006AA00 P006AA01 (2)	CE EN 12278 UIAA XF 494	6 to 13 mm	21 mm	-	71%	2,5 kN x 2 = 5 kN	98 g
Transport Pulleys								
REEVE	 P005AA00	CE EN 12278 NFPA 2500 General Use XF 494	7 to 13 mm	38 mm	●	95%	4 kN x 2 = 8 kN	650 g
TANDEM	 P21	CE EN 12278	Rope ≤ 13 mm	21 mm	-	71%	10 kN	195 g
TANDEM SPEED	 P21 SPE	CE EN 12278	Rope ≤ 13 mm	27,5 mm	●	95%	10 kN	270 g
KOOTENAY	 P67	CE EN 12278 XF 404	8 to 19 mm	76 mm	●	-	5 kN x 2 = 10 kN	1390 g
ROLLCAB	 P47	CE EN 1909	Cable ≤ 55 mm	55 mm	-	-	5 kN	1470 g
Haul System								
JAG SYSTEM	 1 m P044AA00 2 m P044AA01 5 m P044AA02	CE EN 358 EAC	8 mm	-	●	91%	6 kN	610 g 805 g 1460 g
JAG TRAXION	 P54	CE EN 567 NFPA 2500 Technical Use	8 to 11 mm	25 mm	●	91%	2 x 1,5 kN x 2 = 6 kN	145 g
JAG	 P45	CE EN 12278 NFPA 2500 Technical Use	8 to 11 mm	25 mm	●	91%	2 x 1,5 kN x 2 = 6 kN	120 g
TWIN RELEASE	 P001DA00	CE EN 567 EN 12278 NFPA 2500 Pulley General Use NFPA 2500 Rope Grab Technical Use XF 494	8 to 13 mm	40 mm 38 mm	●	95%	280 kg	800 g

ANCHORS

anchors are the link between the safety system and the structure or terrain. To complement the standard anchor equipment, Petzl offers a lifeline device specific to horizontal progression and a complete set of accessories.



Rock and Concrete Anchors

Elements that allow installation of temporary or permanent fixed anchors.




Rigging Equipment

Swivels provide a solution to help prevent twisting and tangling ropes, especially when hauling. Rigging plates allow the workstation to be organized and increase the number of anchoring options. Rings allow multiple anchors to be organized.

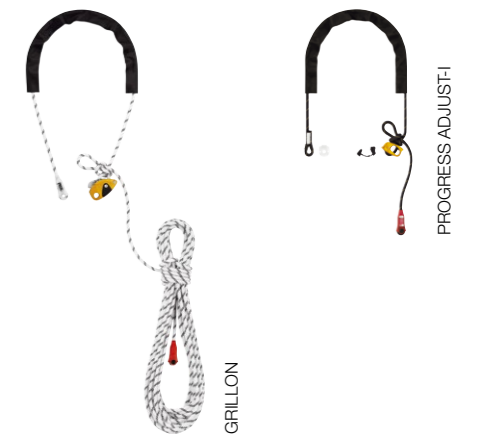


Anchor Slings and Straps

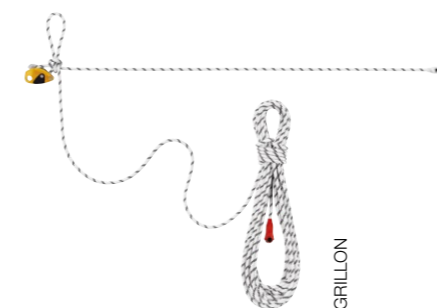
Slings and anchor straps designed for setting up temporary anchors.



Quick-Adjustment Anchors



Temporary Horizontal Lifeline



Anchor Straps for Tree Care

Friction savers for tree care.





COEUR BOLT STEEL/STAINLESS


Anchors comprised of a COEUR hanger, a nut, and a bolt (pack of 20)

Different steels suited to various environments

Petzl anchors (hangers and bolts) use different types of steels to adapt the anchor to the environment in which it is used:

- Standard steel, designed for interior uses or non-permanent installations: **COEUR BOLT STEEL**
- 316L high quality stainless steel, designed for typical exterior uses: **COEUR BOLT STAINLESS**

Hangers (COEUR STEEL, COEUR STAINLESS) and bolts (BOLT STEEL, BOLT STAINLESS) are also available separately (pack of 20).



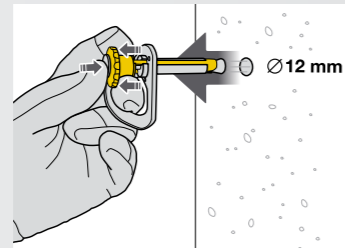
COEUR PULSE 12 mm

Removable anchor with locking function

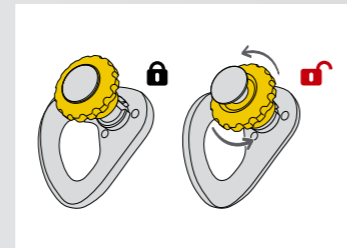
The COEUR PULSE 12 mm is a removable, high-quality stainless steel anchor that can be installed and removed for reuse very simply and rapidly without tools. The locking function limits the risk of accidental removal. The COEUR hanger can rotate during installation and when laterally loaded during use, allowing it to better align with the systems in place.



How to install and inspect COEUR PULSE anchors



The anchor can be installed and removed for reuse very simply and rapidly, without tools.



Manual screw-lock function limits the risk of involuntary removal.



COLLINOX

Forged stainless steel glue-in bolt (pack of 10)



AMPOULE COLLINOX

Resin glue for COLLINOX (pack of 10)



BAT'INOX

Forged stainless steel glue-in bolt (pack of 10)



AMPOULE BAT'INOX

Resin glue for BAT'INOX (pack of 10)



MICRO SWIVEL

Compact gated swivel

The compact, gated MICRO SWIVEL is designed for attachment to a locking carabiner. It helps prevent twisting of lanyards and allows correct positioning of devices. Its design without bearings allows it to turn freely when not loaded and to stop moving when loaded in order to hold the devices in position.



SWIVEL OPEN

Gated swivel with sealed ball bearings


The SWIVEL OPEN gated swivel features a large opening and can be attached to a wide range of products (such as pulleys or lanyards). It reduces the bulk and weight of component systems and solves the twisting and tangling problems of ropes and lanyards. Sealed ball bearings offer excellent performance and reliability.



SWIVEL

Ball bearing swivel

Available in two sizes, the SWIVEL prevents the rope from twisting when the load is turning. Sealed ball bearings offer excellent performance and reliability.



PAW

Rigging plate

Available in three sizes, the PAW rigging plate can be used to organize a workstation and set up multi-anchor systems. The hole design allows ropes or slings to be threaded for direct connection. Made of forged aluminum, it offers an excellent strength-to-weight ratio.



RING

Connection ring

Available in three sizes, the RING connection ring can be used to create multiple anchors or be installed directly onto the SEQUOIA and SEQUOIA PLUS harness attachment bridges to improve lateral mobility during tree care work.

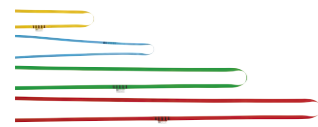


RING OPEN

Multidirectional gated ring

Anchors

Anchor Slings and Straps



ANNEAU

Sewn sling

ANNEAU is an open loop sling available in four lengths, color-coded for easy identification of length.



ST'ANNEAU

Lightweight sewn sling

ST'ANNEAU is a lightweight alternative to classic slings, available in three lengths, with color coding for easy identification of length.



PUR'ANNEAU

Ultra-light sewn sling

PUR'ANNEAU is a very lightweight sling with exceptional durability, thanks to its high-modulus polyethylene construction. It is particularly supple, for easy handling. Available in three lengths, color-coded for easy identification of length.



CONNEXION FIXE

Anchor strap

CONNEXION FIXE is a durable anchor strap with two forged steel attachment points. It offers several configurations for setting up an anchor: directly to an anchor point or around a suitable structure. It is available in three lengths: 100, 150, and 200 cm.



CONNEXION VARIO

Adjustable anchor strap

CONNEXION VARIO is a durable and adjustable anchor strap equipped with two forged steel attachment points. It offers several configurations for setting up an anchor: directly to an anchor point or around a suitable structure. The strap length can be adjusted using the adjustment buckle. A system keeps the remaining webbing stowed. It is available in two lengths: 30 to 200 cm and 200 to 400 cm.



WIRE STROP

Anchor strap

WIRE STROP is an anchor strap made of 6.5 mm diameter galvanized steel with two terminations of different sizes. It offers several configurations for setting up an anchor: directly to an anchor point or around a suitable structure. The plastic sheath helps hold the connector in position and facilitates clipping. It is available in five lengths (50, 100, 150, 200, and 300 cm).



Anchor strap with two terminations of different sizes. The plastic sheath helps hold the connector in position and facilitates clipping.



It offers several configurations for setting up an anchor: directly to an anchor point or around a suitable structure.

Quick-Adjustment Anchors



GRILLON Anchor

Quick-adjustment anchor

The adjustable GRILLON anchor can be used to quickly set a fixed anchor point. The length of rope required to set it is easily adjusted with the integrated self-locking device. The removable protective sheath allows smoother rope glide while protecting the rope from abrasive surfaces. It is available in four lengths.

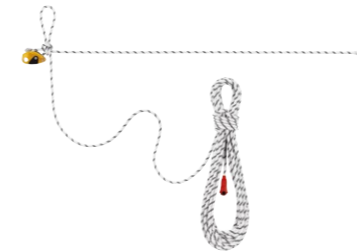


PROGRESS ADJUST-I Anchor

Lightweight quick-adjustment anchor

Lightweight and compact, the PROGRESS ADJUST-I adjustable anchor can be used to quickly set up a fixed anchor point. The rope length required to set it up is easily adjusted with the ADJUST rope adjuster. The removable protective sheath protects the rope while enhancing rope glide. It is available in three lengths: 2, 3, and 5 m.

Temporary Horizontal Lifeline



GRILLON Lifeline

Temporary horizontal lifeline

GRILLON allows a horizontal lifeline to be installed quickly when there is a large work area to cover. The integrated self-blocking device allows easy adjustment of length, depending on the distance between two anchor points. It is available in four lengths to adapt to a variety of different situations.



Anchor Straps for Tree Care

• Adjustable



The EJECT and NAJA friction savers are adjustable so they can adapt to different branch diameters.

• Efficient



The EJECT and NAJA friction savers are both equipped with a pulley mounted on sealed ball bearings. This improves rope glide through the anchor and optimizes rope ascents and movement in the tree.

• Easily retrievable from the ground



The EJECT and NAJA friction savers' thin construction reduces the risk of snagging during retrieval. The specially-designed retrieval balls make it easy to unlock the systems from the ground.

• EJECT: Adjustable friction saver with choking function

The adjuster on the EJECT friction saver allows you to precisely select the length of the strap to wrap or choke the tree trunk or branch. It is also possible to link two anchors for small branches. Unlocking the system is simple and quick, making it easy to retrieve from the ground.



EJECT adjustable friction saver



EJECT

Adjustable friction saver for tree care that is easily retrievable from the ground and has an integrated pulley and choking function

Designed for tree care, the EJECT friction saver allows the work rope to be set up without damaging the tree, even in narrow forks. It offers multiple setup configurations on one or two branches and has a choke adjuster that allows precise length adjustment of the friction saver. Rope ascents and movement in the tree are optimized with the very high-efficiency pulley, which facilitates rope glide at the anchor. The included retrieval ball makes the system easily retrievable from the ground.

Strap for EJECT

Strap for EJECT adjustable friction saver

This strap is specially designed for the EJECT adjustable friction saver. It can be used to replace the original strap or link two straps together to lengthen the friction saver and enable work on larger-diameter trees. It is available in two lengths: 150 and 250 cm.

Retrieval Ball for EJECT

Retrieval ball for EJECT adjustable friction saver

With a diameter of 21 mm, this retrieval ball is specially designed for the EJECT adjustable friction saver. It enables quick and easy system retrieval from the ground.

• NAJA friction saver featuring a strap with four different adjustment positions

The NAJA friction saver's adjustable strap has four different positioning loops, allowing you to better adapt to the diameter of the tree trunk or branch.



How to Use NAJA on a Single Rope (SRS)



How to Use NAJA on a Doubled Rope (MRS)



NAJA

Friction saver for tree care that is easily retrievable from the ground, with an integrated pulley and a strap with different adjustment positions

Designed for tree care, the NAJA friction saver allows the work rope to be set up without damaging the tree. The strap has four different adjustment positions to adapt to different branch diameters. Rope ascents and movement in the tree are optimized with the high-efficiency pulley, which facilitates rope glide at the anchor. The included retrieval ball makes the system easily retrievable from the ground.

Strap for NAJA

Strap for NAJA adjustable friction saver

This strap is specially designed for the NAJA adjustable friction saver. It can be used to replace the original strap or link two straps together to lengthen the friction saver and enable work on larger-diameter trees. It is available in two lengths: 150 and 250 cm.

Retrieval Ball for NAJA

Retrieval ball for NAJA adjustable friction saver

With a diameter of 21 mm, this retrieval ball is specially designed for the NAJA adjustable friction saver. It enables quick and easy system retrieval from the ground.



Anchor Straps for Tree Care



TREESBEE®

Friction saver for tree care, designed for ropes with spliced terminations

The TREESBEE anchor strap is used to improve rope glide at the anchor while protecting the tree from abrasion. It is designed for ropes with spliced terminations (the splice goes through the small ring). The galvanized steel rings provide great durability.

		Certifications (1)	Diameters	Shear Strength in 50 MPa Concrete	Pull-Out Strength in 50 MPa Concrete	Weight
Rock and Concrete Anchors						
COEUR BOLT STEEL	P36BA 10	EN 959	10 mm	23 kN	15 kN	110 g
	P36BA 12		12 mm	25 kN	18 kN	135 g
COEUR BOLT STAINLESS	P36BS 10	EN 959	10 mm	25 kN	15 kN	110 g
	P36BS 12		12 mm		18 kN	135 g
COEUR STEEL	P36AA 10	EN 795 A GB 30862	10 mm	-	-	65 g
	P36AA 12		12 mm	-	-	60 g
COEUR STAINLESS	P36AS 10	EN 795 A GB 30862	10 mm	-	-	65 g
	P36AS 12		12 mm	-	-	60 g
COEUR PULSE 12 mm	G037BA00	CE EN 795 B, EN 959 TS 16415 GB 30862	12 mm	25 kN	20 kN	140 g
COLLINOX	G100AA00	EN 959	10 mm	25 kN	15 kN	95 g
AMPOULE COLLINOX	G101AA00	-	-	-	-	14 g
BAT'INOX	G102AA00	EN 959	14 mm	25 kN	15 kN	250 g
AMPOULE BAT'INOX	G103AA00	-	-	-	-	20 g

		Certifications (1)	Breaking Strength	Weight
--	--	--------------------	-------------------	--------

Rigging Equipment

MICRO SWIVEL	P58 XSO	CE, EAC	23 kN	75 g
SWIVEL OPEN	P58 SO	CE NFPA 2500 Technical Use EAC	23 kN	130 g
SWIVEL	S P58 S	CE NFPA 2500 Technical Use EAC	23 kN	95 g
	L P58 L	CE NFPA 2500 General Use EAC	36 kN	150 g
PAW	S G063AA00/G063AA01 (2)	CE NFPA 2500 General Use	36 kN	60 g
	M G063BA00/G063BA01 (2)		45 kN	180 g
	L G063CA00/G063CA01 (2)		50 kN	350 g
RING	S C04620	CE	23 kN	40 g
	M C046AA00			55 g
	L C04630			70 g

		Certifications (1)	Lengths	Breaking Strength	Weight	
Anchor Slings and Straps						
ANNEAU	C40A 60/C40 60N (2)	CE EN 566 CE EN 795 B EAC GB 30862 XF 494	60 cm	22 kN	60 g	
	C40A 80/C40 80N (2)		80 cm		80 g	
	C40A 120/C40120 N (2)		120 cm		100 g	
	C40A 150		150 cm		135 g	
ST'ANNEAU	C07 24	CE EN 795 B GB 30862 XF 494	24 cm	22 kN	10 g	
	C07 60		60 cm		20 g	
	C07 120		120 cm		40 g	
PUR'ANNEAU	G006AA00	CE EN 795 B GB 30862 XF 494	60 cm	22 kN	18 g	
	G006AA01		120 cm		32 g	
	G006AA02		180 cm		48 g	
CONNEXION FIXE	G010AA00	CE EN 795 B NFPA 2500 General Use ANSI Z359.18 CSA Z259.15-17 GB 30862 XF 494	100 cm	25 kN	355 g	
	G010AA01		150 cm		415 g	
	G010AA02		200 cm		475 g	
CONNEXION VARIO	G011AA00	CE EN 795 B NFPA 2500 General Use ANSI Z359.18 CSA Z259.15-17 GB 30862 XF 494	30 - 200 cm	25 kN	810 g	
	G011AA01		200 - 400 cm		950 g	
WIRE STROP	G200AA00	CE EN 795 B CE EN 354 TS 16415 NFPA 2500 Technical Use ANSI Z359.18 GB 30862 XF 494	50 cm	23 kN	220 g	
	G200AA01		100 cm		320 g	
	G200AA02		150 cm		420 g	
	G200AA03		200 cm		520 g	
	G200AA04		300 cm		720 g	
Quick-Adjustment Anchors and Temporary Horizontal Lifeline						
GRILLON Anchor	L052AA00	CE EN 795 B EAC GB 30862	2 m	-	480 g	
	L052AA01		3 m	-	560 g	
	L052AA02		4 m	-	640 g	
	L052AA03		5 m	-	720 g	
	GRILLON Lifeline		L052AA04	10 m	-	1075 g
			L052AA05	15 m	-	1475 g
PROGRESS ADJUST-I Anchor	L044BA01	CE EN 795 B EAC GB 30862	2 m	-	300 g	
	L044BA02		3 m	-	370 g	
	L044BA03		5 m	-	510 g	
Anchor Straps for Tree Care						
EJECT	G001AA00	CE EN 795 B, EN 12278 TS 16415, EAC	150 cm	25 kN	490 g	
Strap for EJECT	G002AA00	-	150 cm	-	140 g	
	G002AA01	-	250 cm	-	225 g	
Retrieval Ball for EJECT	G003AA00	-	-	-	8 g	
NAJA	G004AA00	CE EN 795 B, EN 12278 TS 16415	150 cm	25 kN	400 g	
Strap for NAJA	G004BA00	-	150 cm	-	140 g	
	G004BA01	-	250 cm	-	230 g	
Retrieval Ball for NAJA	G004CA00	-	-	-	8 g	
TREESBEE	G040AA00	CE EN 795 B TS 16415, EAC	90 cm	23 kN	420 g	
	G040AA01		110 cm		440 g	

ROPES

The line of Petzl ropes is designed for professionals in the vertical world. They offer effective solutions for the requirements of various activities: rope access, technical rescue, industry.



Low Stretch Kernmantle Ropes

For Work at Height

Standard diameter low stretch kernmantle rope provides a good grip for easier handling.



AXIS 11 mm

For Rope Access

Low stretch kernmantle rope with small diameter provides very good performance in terms of flexibility and weight.



PARALLEL 10.5 mm

For Rescue

Low stretch kernmantle rope with a large diameter provides great strength and excellent handling when working with heavy loads.



BEAM 11 mm



VECTOR 12.5 mm

For Tree Care

Low stretch kernmantle rope with splice provides optimal performance when used with the ZIGZAG and ZIGZAG PLUS mechanical Prusiks.



FLOW 11.8 mm



CONTROL 12.5 mm

Dynamic Rope

For progression using rock climbing techniques.



MAMBO 10.1 mm

Technical Cord


Cord for setting up Prusik hitches, anchors, or haul systems.



SEGMENT 8 mm

Accessory Cord

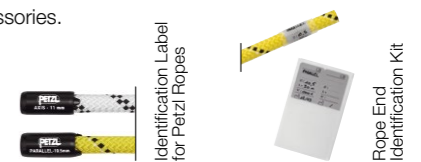
Cord for guiding a victim during rescue or for hauling equipment.



4, 5, 6, 7 mm cords

Rope Accessories

Professional rope accessories.




Identification Label for Petzl Ropes

Rope End Identification Kit

Rope Protectors

Devices that protect the rope at friction zones.



PROTEC

PROTEC PLUS



ROLLER COASTER

Low Stretch Kernmantle Ropes

A specific construction for each use and a choice of lengths and colors according to user needs.



• EverFlex technology: provides flexibility and handling over time

This technology provides great flexibility over time and under many different conditions (such as water, dust, and mud). The flexibility allows it to maintain consistent handling over the long run and perform optimally with devices.

• Available in several lengths and colors

Petzl low stretch kernmantle ropes come in several standard lengths, according to user needs and activities.



For work at height, rope access work and rescue


They are also available in six colors for easy differentiation of kits, work ropes, safety ropes, and collective access ropes.



For tree care

They are available in two colors, to differentiate working ropes from access ropes.

• Petzl Custom for ropes



Petzl Custom allows you to choose:

- Rope color
- Rope length
- Type of termination (sewn or not, only on low stretch kernmantle ropes)

• For work at height

Standard diameter low stretch kernmantle rope provides a good grip and compatibility with most devices.



AXIS 11 mm

Low stretch kernmantle rope with good handling for work at height

The AXIS 11 mm low stretch kernmantle rope is designed for work at height. The standard diameter provides a good grip for easier handling. Rope available in six colors, four lengths, and a version with a sewn termination.

• For rope access

Low stretch kernmantle rope with small diameter provides very good performance in terms of flexibility and weight.



PARALLEL 10.5 mm

Low stretch kernmantle rope, flexible and lightweight for rope access

The PARALLEL 10.5 mm low stretch kernmantle rope is designed for rope access. The small diameter provides very good performance in terms of flexibility and weight. It has low elongation when under tension, increasing efficiency at the start of a rope ascent. Rope available in six colors and four lengths.

• For rescue

Low stretch kernmantle rope with medium to large diameter provides great strength and good handling when working with heavy loads.



BEAM 11 mm

High-strength, low stretch kernmantle rope with good handling for rescue

The BEAM 11 mm rope is designed for rescue professionals. Its diameter provides a solid grip and great strength. The specific rope construction limits compression and low elongation provides superior efficiency and comfort when handling heavy loads. EverFlex technology makes the rope highly flexible, providing excellent handling over time under a variety of conditions. The rope is available in four colors and four lengths.

Ø 11 mm

Ø 12,5 mm



VECTOR 12.5 mm

High-strength, low stretch kernmantle rope with excellent handling for rescue

The VECTOR 12.5 mm rope is designed for rescue professionals. Its large diameter provides a solid grip and great strength. The specific rope construction limits compression and low elongation provides superior efficiency and comfort when handling heavy loads. EverFlex technology makes the rope highly flexible, providing excellent handling over time under a variety of conditions. The rope is available in six colors and four lengths.

• For tree care

Low stretch kernmantle rope with splice provides optimal performance when used with the ZIGZAG and ZIGZAG PLUS mechanical Prusiks.



FLOW 11.8 mm

Flexible and lightweight low stretch kernmantle rope for tree care

The FLOW 11.8 mm low stretch kernmantle rope is designed for tree care. Its medium diameter provides great performance in terms of flexibility and weight. The rope's low elongation under load increases efficiency when moving in the tree. EverFlex technology provides great flexibility and handling over time. It comes with a splice at one or two ends, for optimal rope glide through devices like a friction saver or pulley, and through tree branches. With a small splice, the rope can pass through the friction chain of the ZIGZAG and ZIGZAG PLUS mechanical Prusiks. The rope is available in two colors and four lengths with one splice, and one length with two splices.

Ø 11,8 mm

Ø 12,5 mm



CONTROL 12.5 mm

High-strength, low stretch kernmantle rope with excellent handling for tree care

The CONTROL 12.5 mm low stretch kernmantle rope is designed for tree care. The large diameter provides great strength and excellent grip. EverFlex technology provides great flexibility and excellent handling over time. It comes with a splice at one or two ends, for optimal rope glide through devices like a friction saver or pulley, and through tree branches. With a small splice, the rope can pass through the friction chain of the ZIGZAG and ZIGZAG PLUS mechanical Prusiks. The rope is available in two colors and three lengths with one splice, and one length with two splices.



Install a CONTROL rope in a ZIGZAG mechanical Prusik

Ropes

Dynamic Rope



MAMBO® 10.1 mm

Dynamic rope for progression using climbing techniques

The 10.1 mm diameter MAMBO dynamic rope is designed for work at height professionals who use climbing techniques for progression. The thick sheath improves abrasion resistance.

Technical Cord



SEGMENT 8 mm

Technical cord

The SEGMENT 8 mm technical accessory cord is used when setting up Prusik hitches, anchors, or haul systems. EverFlex technology provides great flexibility and consistent performance over time. Cord available in three lengths.

Accessory Cord



Cords

Accessory cords


These rugged and durable cords are for guiding a victim during rescue or for hauling equipment. Available in four diameters, in a 120-meter roll.

Rope Accessories



Rope End Identification Kit

The rope end identification kit can be used to replace old labels or to identify individual ropes for professional uses. It contains twenty pre-printed labels and twenty heat-shrink sheaths compatible with 10.5 to 13 mm ropes.



Identification Label for Petzl Ropes

Identification labels for marking Petzl professional ropes (pack of 10 pairs)

The identification labels can be used to replace old labels or establish a tracking system in order to more easily identify individual Petzl AXIS 11 mm, and PARALLEL 10.5 mm ropes. They can quickly be installed on the end of the rope without using a tool. The labels are rigid, allowing for clear readability and longer-lasting markings.

Rope Protectors



PROTEC

Flexible protection for a fixed rope

The PROTEC flexible protector is designed to protect a fixed rope from abrasion when working at height or during rescue. Easy to install, durable and versatile, the PROTEC fits most rope diameters used by professionals, as well as anchor straps.

PROTEC PLUS

High-strength flexible protection for a fixed rope

With the help of its aramid construction, the PROTEC PLUS flexible protector is designed to protect a fixed rope from particularly abrasive surfaces or heat, when working at height or during rescue. Easy to install and versatile, PROTEC PLUS fits most rope diameters used by professionals, as well as anchor straps.





ROLLER COASTER



Reversible rope protector on bearings for a moving rope




The ROLLER COASTER protector is designed to help protect a moving rope from abrasion. Reversible, with different frame shapes on either side that allow it to adapt to flat or angled surfaces. Multiple connection holes allow the use of different attachment methods. Multiple modules can be connected to better adapt to different types of terrain.



Rope access work at the Tokyo Metropolitan Theater.
© 2025 Petzl Distribution - Lafouche - Tokyo Metropolitan Theater - Clean Force Japan

	Colors	Lengths	Certifications (1)				Weight per Meter	
			European	American	Russian	Chinese		
Low Stretch Kernmantle Ropes								
 <p>AXIS 11 mm</p>	R074AA03	White	50 m	CE EN 1891 type A	ANSI Z459.1 NFPA 2500 Technical Use	EAC	XF 494	82 g
	R074AA04	Yellow						
	R074AA05	Black						
	R074AA38	Blue						
	R074AA39	Red						
	R074AA40	Orange						
	R074AA09	White	100 m					
	R074AA10	Yellow						
	R074AA11	Black						
	R074AA12	Blue						
	R074AA13	Red						
	R074AA14	Orange						
	R074AA21	White	200 m					
	R074AA22	Yellow						
	R074AA23	Black						
	R074AA24	Blue						
	R074AA25	Red						
	R074AA26	Orange						
	R074AA28	White	500 m					
	R074AA00	White	150 ft					
	R074AA01	Yellow						
	R074AA02	Black						
	R074AA35	Blue						
	R074AA36	Red						
	R074AA37	Orange						
	R074AA06	White						
	R074AA07	Yellow						
R074AA08	Black							
R074AA41	Blue							
R074AA42	Red							
R074AA43	Orange	600 ft						
R074AA15	White							
R074AA16	Yellow							
R074AA17	Black							
R074AA18	Blue							
R074AA19	Red	1200 ft						
R074AA20	Orange							
R074AA27	White							
1 sewn termination			CE EN 1891 type A	NFPA 2500 Technical Use	-	-	82 g	
R074BB00	White	10 m						
R074BB01	White	20 m						
R074BB02	White	30 m						
R074BB03	White	40 m						
R074BB04	White	50 m						
R074BB05	White	60 m						
 <p>PARALLEL 10.5 mm</p>	R077AA03	White	50 m	CE EN 1891 type A	NFPA 2500 Technical Use	EAC	XF 494	75 g
	R077AA04	Yellow						
	R077AA05	Black						
	R077AA35	Blue						
	R077AA36	Red						
	R077AA37	Orange						
	R077AA09	White	100 m					
	R077AA10	Yellow						
	R077AA11	Black						
	R077AA12	Blue						
	R077AA13	Red						
	R077AA14	Orange						
	R077AA21	White	200 m					
	R077AA22	Yellow						
	R077AA23	Black						
	R077AA24	Blue						
	R077AA25	Red						
	R077AA26	Orange						
R077AA28	White	500 m						

	Colors	Lengths	Certifications (1)				Weight per Meter	
			European	American	Russian	Chinese		
Low Stretch Kernmantle Ropes								
 <p>BEAM 11 mm</p>	R101CA00	White	200 ft	CE EN 1891 type A	NFPA 2500 General Use Cordage Institute 1801 Low Stretch	-	XF 494	90 g
	R101CA01	Yellow						
	R101CA02	Blue						
	R101CA03	Red						
	R101CA04	White	300 ft					
	R101CA05	Yellow						
	R101CA06	Blue						
	R101CA07	Red						
	R101CA08	White	600 ft					
	R101CA09	Yellow						
	R101CA10	Blue						
	R101CA11	Red						
R101CA12	White	1200 ft						
 <p>VECTOR 12.5 mm</p>	R078BA00	White	50 m	CE EN 1891 type A	NFPA 2500 General Use Cordage Institute 1801 Low Stretch	-	XF 494	113 g
	R078BA01	Yellow						
	R078BA02	Black						
	R078BA03	Blue						
	R078BA04	Red						
	R078BA05	Orange						
	R078BA06	White	100 m					
	R078BA07	Yellow						
	R078BA08	Black						
	R078BA09	Blue						
	R078BA10	Red						
	R078BA11	Orange	200 m					
	R078BA12	White						
	R078BA13	Yellow						
	R078BA14	Black						
	R078BA15	Blue						
	R078BA16	Red	500 m					
R078BA17	Orange							
R078CA00	White	150 ft	CE EN 1891 type A	NFPA 2500 General Use Cordage Institute 1801 Low Stretch	-	-	113 g	
R078CA01	Yellow							
R078CA02	Black							
R078CA03	Blue							
R078CA04	Red							
R078CA05	Orange							
R078CA06	White	200 ft						
R078CA07	Yellow							
R078CA08	Black							
R078CA09	Blue							
R078CA10	Red							
R078CA11	Orange	600 ft						
R078CA12	White							
R078CA13	Yellow							
R078CA14	Black							
R078CA15	Blue							
R078CA16	Red	1200 ft						
R078CA17	Orange							
R078CA18	White							

	Colors	Lengths	Certifications (1)				Weight per Meter						
			European	American	Russian	Chinese							
Low Stretch Kernmantle Ropes													
FLOW 11.8 mm 	1 splice		25 m	CE EN 1891 type A	ANSI Z133	-	-	103 g					
	R079DA06	Green											
	R079DA07	Orange											
	35 m												
	R079DA00	Green											
	R079DA01	Orange											
	45 m												
	R079DA02	Green											
	R079DA03	Orange											
	60 m												
R079DA04	Green												
R079DA05	Orange												
2 splices		45 m	CE EN 1891 type A	ANSI Z133	-	-	115 g						
R079EA00	Green												
R079EA01	Orange												
35 m													
R080EA00	Green												
R080EA01	Orange												
45 m													
R080EA02	Green												
R080EA03	Orange												
60 m													
R080EA04	Green												
R080AB05	Orange												
2 splices		45 m	CE EN 1891 type A	ANSI Z133	-	-	65 g						
R080DA00	Green												
R080DA01	Orange												
Dynamic Rope													
MAMBO 10.1 mm 	R32AC 050	Turquoise						50 m	CE EN 892 UIAA	-	-	GB/T 23268	65 g
	R32AD 050	Green											
	R32AC 060	Turquoise						60 m					
	R32AD 060	Green											
	R32AC 070	Turquoise						70 m					
	R32AD 070	Green											
Technical Cord													
SEGMENT 8 mm 	R076AA00	White	50 m	CE EN 564	NFPA 2500 Escape Use	-	-	43 g					
	R076AA03		100 m										
	R076AA06		200 m										
Accessory Cord													
Cords	4 mm R044AA00	Orange	120 m	CE EN 564	-	-	-	10 g					
	5 mm R045AA00	Red						15 g					
	6 mm R046AA00	Green						24 g					
	7 mm R047AA00	Blue						31 g					
Rope Accessories													
Rope End Identification Kit			R002AA00				30 g						
Identification Label for Petzl Ropes			R004BA00 (AXIS 11mm)				3,5 g						
			R004AA00 (PARALLEL 10.5 mm)										
Rope Protectors													
PROTEC			R003AA00				130 g						
PROTEC PLUS			R003BA00				135 g						
ROLLER COASTER			R005AA00				470 g						



Tree trimming in Shobara City, Hiroshima prefecture, Japan.
 © 2025 Petzl Distribution - Vuedici.org - Green Maintenance

PACKS AND ACCESSORIES

To work comfortably, you need the right tools: packs, gloves, and accessories.
Petzl offers an entire range of innovative accessories, the result of numerous years of experience in the field.



Rope access work on Barrage du Rouchain, France.

Technical Packs

Durable and packed with organizational features, these packs open partially or fully to help you organize, transport, and haul all your essential equipment to any worksite, including in vertical environments.



Packs

Comfortable and durable, these packs are designed for organizing and carrying equipment in a vertical environment.



Transport Bags

Robust and comfortable, these large-capacity bags are designed for organizing and transporting equipment to the worksite.



Freestanding Bags

Even when empty, these bags maintain their shape when placed on the ground, for easy access to the equipment inside.



Tree Care Accessories

Specific products that help with placing an access rope in a tree.



Gloves

Protective gloves.



Accessories



Technical Packs

Durable and packed with organizational features, these packs open partially or fully to help you organize, transport, and haul all your essential equipment to any worksite, including in vertical environments.

• Comfortable and ergonomic



Shoulder straps and back panel are padded for comfort. Shoulder and waistbelt straps can be adjusted for a more custom fit.

• Multiple access points



The EXPERT packs allow the user to access equipment via multiple openings.

• Durable



The most exposed areas of the pack are made of TPU for greater durability. The carrying zone is protected by a side flap.

• Versatile



The EXPERT packs are freestanding, but can also be suspended and hauled using the handle designed to hold up to 50 kg.

• Medium-volume pack for personal use that opens partially with side panel



NEW 2026

EXPERT 40

Pack for organizing equipment, opens partially with side panel. 40 liters

The EXPERT 40 is a personal pack designed to organize and transport your equipment. Padded contact zones provide a comfortable carry. A variety of pocket sizes and equipment loops allow you to organize and secure your equipment. Two different access points make it quick and easy to find what you need. Designed for intensive use, its durable construction includes TPU material and a welded base with reinforced fabric.

• Large-volume pack that opens completely flat



NEW 2026

EXPERT 55

Pack for organizing equipment, opens completely flat. 55 liters

The EXPERT 55 pack is designed to organize and transport equipment for team rescue operations, everyday rope access work, or tree care. Padded contact zones provide a comfortable carry. A variety of pocket sizes and numerous equipment loops allow you to organize and secure your equipment. Multiple access points make it quick and easy to find what you need. It can also be opened entirely and laid flat when preparing for a job. Designed for intensive use, its durable construction includes TPU material and a welded base with reinforced fabric.

Packs



TRANSPORT 30

TRANSPORT 45

TRANSPORT 60

TRANSPORT 30/45/60

Durable pack

Designed for regular to intensive use, the TRANSPORT packs are comfortable and durable. The back panel and shoulder straps are padded with thermoformed foam to optimize comfort, even when carrying heavy loads. They are constructed with high-strength TPU tarp material to withstand intensive use without premature wear. With a practical, freestanding design, they can also be hauled, hung open at a workstation, or carried using one of the three durable handles. The TRANSPORT 45 and TRANSPORT 60 have a waistbelt to distribute the weight of the pack. They are available in three sizes: 30, 45, or 60 liters, and in two colors: yellow/black or black.

Transport Bags



DUFFEL 65

DUFFEL 85

DUFFEL 65/85

Transport bag

Designed to be carried on any means of transport, the DUFFEL bags are ergonomic and comfortable. Padded back and shoulder straps make them comfortable to carry as a backpack. Removable shoulder straps make these bags versatile, providing different carrying options. The large opening allows easy access to equipment, including two pockets in the inner flap and a large side pocket for a helmet or shoes. A large transparent area allows rapid identification of the bag. Constructed with high-strength TPU tarp material, these bags are built for intensive use. The DUFFEL bags are available in two sizes: 65 or 85 liters, and in two colors: yellow/black or black.

Freestanding Bags



BUCKET 15

BUCKET 30

BUCKET 45

BUCKET 15/30/45

Freestanding bag

Simple and durable, BUCKET rope bags allow you to store up to 185 meters of 11 mm diameter rope. They're freestanding and keep their shape, even when empty, for easy access to the inside of the bag. They have an exterior pocket to store personal items and a marking area to quickly identify the contents of the bag. Made with TPU tarp material, they're designed to withstand regular to intensive use. The BUCKET 30 and BUCKET 45 are equipped with shoulder straps so they can be carried like a backpack. They are available in three sizes: 15, 30, or 45 liters, and in three colors: yellow, red, or black.

[▶ How to Store Your Rope in the BUCKET Bag](#)



TARP PRO Large rope tarp

TARP PRO is a large rope tarp. It provides a 100 x 100 cm area to protect the rope from dust and dirt and can be quickly and easily stored in the BUCKET 30 or BUCKET 45 rope bags.

Packs and Accessories

Tree Care Accessories



JET

Throw-bag

Double-layer construction gives the JET throw-bag excellent longevity. Streamlined shape facilitates passage through tree branches. It is available in three versions: 250, 300, and 350 g.



AIRLINE

Throw-line

The AIRLINE throw-line offers an excellent compromise between flexibility and rigidity, for an accurate throw without the formation of knots as it comes out of the bag. The excellent sheath-core bond maintains a round cross section, providing good rope glide through the tree. It is available in two lengths: 60 and 300 meters.



ECLIPSE

Storage for throw-line

ECLIPSE provides easy storage for AIRLINE throw-lines and JET throw-bags. The double bottom allows two throw-lines to be stored separately. Once folded into the small bag, it all fits perfectly into the BUCKET.

JET throw-bag



WARNING
for California
Residents

This product can expose you to chemicals including lead, which is known to the State of California to cause cancer, birth defects or other reproductive harm. For more information, go to www.P65Warnings.ca.gov

Gloves



CORDEX

Lightweight belay/rappel gloves

These lightweight belay/rappel gloves combine the durability of a work glove with the precise fit and dexterity of a thinner glove. Double-layered leather protects the palm and other high-wear areas. The back is made of abrasion resistant, breathable stretch nylon, providing comfort and fit. The low profile neoprene cuff with Velcro closure features a reinforced carabiner hole for attaching the gloves to your harness.



CORDEX PLUS

Belay/rappel gloves

These medium weight belay/rappel gloves offer extra protection without sacrificing dexterity. Double-layer leather and padding protect the palm from heat generated during long rappels or lowers. Fingertips and other high-wear areas are reinforced for increased durability. The back is made of leather with abrasion resistant stretch nylon at key flex areas. The low profile neoprene cuff with Velcro closure features a reinforced carabiner hole for attaching the gloves to your harness.

Accessories



MINO

Non-PPE accessory carabiner

MINO is a small, lightweight accessory carabiner ideal for hanging accessories on your harness. It is ergonomic and easy to use, even with gloves. MINO is sold individually or with two additional accessories (CAPTIV-type anti-rotation bar and LOCK-type locking bar). This product is not PPE (Personal Protective Equipment).



SPATHA

Clippable knife

The SPATHA knife is designed to accompany the worker at height during all daily tasks. The profile of the blade allows easy cutting of ropes and cords. It has a carabiner hole for easily attaching the knife to the harness. It is easy to manipulate with its textured wheel, even when wearing gloves, and can be locked in the open position.

MINO	M007AA00	(no accessory)
	M007BA00	(with accessories)
SPATHA	S92AN	

			Colors	Capacity	Weight	
Technical Packs						
NEW 2026	EXPERT 40		S046BA00	Yellow/Black	40 l	1480 g
			S046BA01	Black		
NEW 2026	EXPERT 55		S046AA00	Yellow/Black	55 l	2760 g
			S046AA01	Black		
Packs						
TRANSPORT 30		S042AA00	Yellow/Black	30 l	1300 g	
		S042AA01	Black			
TRANSPORT 45		S042BA00	Yellow/Black	45 l	1530 g	
		S042BA01	Black			
TRANSPORT 60		S042CA00	Yellow/Black	60 l	1780 g	
		S042CA01	Black			
Transport Bags						
DUFFEL 65		S045AA00	Yellow/Black	65 l	1350 g	
		S045AA02	Black			
DUFFEL 85		S045AA01	Yellow/Black	85 l	1550 g	
		S045AA03	Black			
Freestanding Bags						
BUCKET 15		S001AA00	Yellow	15 l	465 g	
		S001BA00	Red			
		S001CA00	Black			
BUCKET 30		S001AA01	Yellow	30 l	735 g	
		S001BA01	Red			
		S001CA01	Black			
BUCKET 45		S001AA02	Yellow	45 l	890 g	
		S001BA02	Red			
		S001CA02	Black			
TARP PRO		S001DA00	-	-	210 g	
Tree Care Accessories						
JET		S02Y 250	-	-	250 g	
		S02Y 300	-	-	300 g	
		S02Y 350	-	-	350 g	
AIRLINE		R02Y 060	-	-	2,1 g/m	
		R02Y 300	-	-	2,1 g/m	
ECLIPSE		S03Y	-	-	500 g	

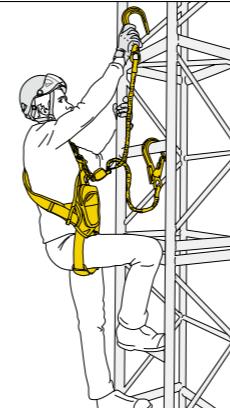
		Sizes	Hand Circumference	Colors	Certifications			
Gloves								
CORDEX		K52 SN	S	8	20 cm	Black	CE EN 21420 EN 388 (3123) EAC (1)	
		K52 MN	M	8,5	21,5 cm			
		K52 LN	L	9	23 cm			
		K52 XLN	XL	9,5	24,5 cm			
		K52 XST	XS	7,5	19 cm			Beige
		K52 ST	S	8	20 cm			
CORDEX PLUS		K52 MT	M	8,5	21,5 cm	Black	CE EN 21420 EN 388 (3123) EAC (1)	
		K52 LT	L	9	23 cm			
		K52 XLT	XL	9,5	24,5 cm			
		K53 SN	S	8	20 cm			
		K53 MN	M	8,5	21,5 cm			Beige
		K53 LN	L	9	23 cm			
		K53 XLN	XL	9,5	24,5 cm			
		K53 XST	XS	7,5	19 cm			
		K53 ST	S	8	20 cm			
		K53 MT	M	8,5	21,5 cm			
		K53 LT	L	9	23 cm			
		K53 XLT	XL	9,5	24,5 cm			

KITS

Helping users to easily get equipped or to update their equipment, Petzl proposes kits for installing a temporary vertical lifeline, protecting falls, work positioning, or evacuating a victim.



Fall-Arrest Kit

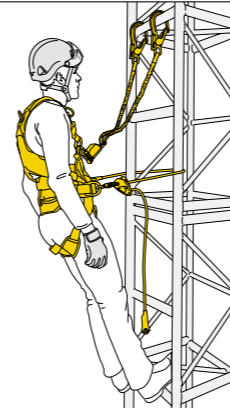


ABSORBICA®-Y FALL ARREST KIT

Kit for protection against falls, with NEWTON EASYFIT harness and ABSORBICA-Y MGO 150 lanyard

ABSORBICA-Y FALL ARREST KIT is a ready-to-use kit designed for fall protection. It is optimized for work at height requiring connection to metal structures or large-diameter cables and bars. The kit contains a NEWTON EASYFIT fall-arrest harness, a 150 cm ABSORBICA-Y double lanyard with energy absorber and MGO large-opening connectors, and a BUCKET bag. It is available in two sizes.

Fall-Arrest and Work-Positioning Kit

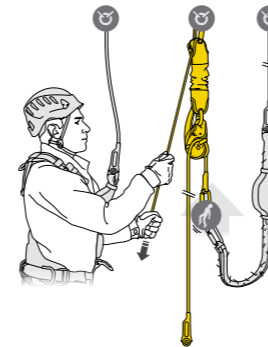


FALL ARREST AND WORK POSITIONING KIT

Fall-arrest and work-positioning kit with VOLT harness, ABSORBICA-Y MGO 150 lanyard, and GRILLON HOOK

FALL ARREST AND WORK POSITIONING KIT is a ready-to-use kit designed to protect against falls and for positioning at a workstation. It is optimized for work at height requiring connection to metal structures or large-diameter cables and bars. The kit contains a VOLT fall-arrest and work-positioning harness, a 150 cm ABSORBICA-Y double lanyard with energy absorber and MGO large-opening connectors, a 2-meter GRILLON HOOK adjustable work-positioning lanyard, an OK TRIACT-LOCK carabiner, a CAPTIV positioning bar, and a BUCKET bag. It is available in two sizes.

Rescue Kit



JAG RESCUE KIT

Reversible rescue kit with JAG SYSTEM haul kit and I'D EVAC descender

The JAG RESCUE KIT is a ready-to-use reversible rescue kit designed to easily pick off and lower a victim. It contains a JAG SYSTEM haul kit, a RING OPEN gated ring, an I'D EVAC descender with integrated brake, a CONNEXION FIXE 150 cm anchor strap, a BUCKET bag, and an AXIS 11 mm rope with two sewn terminations. It is available in three lengths: 30, 60, and 120 m.



CUSTOM

Available in Custom version

		Contents of Kit	Harness Size	Rope Length	Weight
Temporary Vertical Lifelines and Fall-Arrest Kits					
ABSORBICA-Y FALL ARREST KIT	K095AC00	NEWTON EASYFIT International Version ABSORBICA-Y MGO 150 European Version BUCKET 30	1	-	3445 g
	K095AC01		2		3495 g
Fall-Arrest and Work-Positioning Kit					
FALL ARREST AND WORK POSITIONING KIT	K096AB00	VOLT ABSORBICA-Y MGO 150 European Version GRILLON HOOK European Version 2 m OK TRIACT-LOCK, CAPTIV BUCKET 30	1	-	4795 g
	K096AB01		2		4875 g
Rescue Kit					
JAG RESCUE KIT	K090AA00	JAG SYSTEM RING OPEN I'D EVAC CONNEXION FIXE 150 cm AXIS 11 mm Rope With Two Sewn Terminations BUCKET 30 or BUCKET 45	-	30 m	4460 g
	K090AA01			60 m	6760 g
	K090AA02			120 m	11460 g



CUSTOMIZABLE PRODUCTS



With Petzl Custom, you can customize certain Petzl products. We're able to manufacture and assemble ready-made products to meet specific user needs or to customize a product with a company's colors or logo, for example. To take advantage of Petzl Custom, simply contact your Petzl representative and place your order.



Customizable Helmets



VERTEX CUSTOM



STRATO CUSTOM

Customizable Work-Positioning Lanyard



GRILLON CUSTOM

Customizable Kit



JAG RESCUE KIT CUSTOM

Customizable Personal Escape System



EXO CUSTOM

Customizable Ropes and Cords



SEGMENT 8 mm CUSTOM



PARALLEL 10.5 mm CUSTOM



DURALINE 10.5 mm CUSTOM



AXIS 11 mm CUSTOM



VECTOR 12.5 mm CUSTOM

Mobile Fall Arrester Kits



NEW 2026

ASAP KIT CUSTOM



NEW 2026

ASAP KIT CUSTOM US

Customizable Helmets



VERTEX® CUSTOM

Customizable helmet from the VERTEX range

Petzl Custom offers customized helmets from the VERTEX range. There is a choice of shell (with or without ventilation) and of color (standard or fluorescent). Stickers with a logo and/or names can be printed, and colored reflective bands may be added. A wide range of accessories (chinstraps, protective eye and face shields, helmet protectors, nape protectors, name-tag holders, beanies) are available and may be pre-mounted. They are packaged individually for a ready-to-go solution. Minimum order quantity: 20 units.



STRATO® CUSTOM

Customizable helmet from the STRATO range

Petzl Custom can customize one of the helmets in the STRATO range. There is a choice of shell (with or without ventilation) and of color (standard or fluorescent). Stickers with a logo and/or names can be printed, and colored reflective bands may be added. A wide range of accessories (chinstraps, protective eye and face shields, helmet protectors, nape protectors, name-tag holders, beanies) are available and may be pre-mounted. They are packaged individually for a ready-to-go solution. Minimum order quantity: 20 units.



Customizable Work-Positioning Lanyard



GRILLON CUSTOM

Customizable work-positioning lanyard

Petzl Custom can customize a work-positioning lanyard from the GRILLON range. You can choose the type of rope (standard or high-strength), the color, and the length (up to 20 meters). You can also choose the color of the device. The lanyard can be equipped with connectors for attachment to the harness or for the end. The GRILLON CUSTOM lanyard is packaged individually for a ready-to-go solution. GRILLON CUSTOM replacement ropes are also available individually.

Customizable Kit



JAG RESCUE KIT CUSTOM

Reversible and customizable rescue kit with JAG SYSTEM haul kit and I'D descender

Petzl Custom allows you to customize a JAG RESCUE KIT. Choice of color and length are offered for the AXIS 11 mm rope, from 10 to 185 meters. You can also choose anchor type, haul kit length, and either the I'D S or I'D EVAC self-braking descender with anti-panic function. The kit is delivered in a bag that corresponds to the selected rope length for a ready-to-go solution.

Customizable Personal Escape System



EXO® CUSTOM

Customizable personal escape system

Petzl Custom offers customized EXO personal escape systems. Choice of rope color and length, up to 150 meters, are available. You can also choose a descender with or without anti-panic function. The system can be equipped with connectors for attachment to the anchor and to the harness. The EXO CUSTOM personal escape system can be delivered in a bag for a ready-to-go solution. EXO CUSTOM replacement ropes are also available individually.

Customizable Ropes and Cords



SEGMENT 8 mm CUSTOM

Customizable technical cord

Petzl Custom offers customized SEGMENT cords. We offer the choice of length (up to 2000 meters) and the option to add a manufactured sewn termination to one or both ends. The SEGMENT 8 mm CUSTOM cord is packaged individually for a ready-to-go solution.



PARALLEL 10.5 mm CUSTOM

Customizable low stretch kernmantle rope for rope access

Petzl Custom can customize a PARALLEL 10.5 mm rope. We offer the choice of color, length (up to 700 meters), and the option to add a manufactured sewn termination to one or both ends. Markings at the end of the rope can also be customized with a heat-shrink cover or laser-marked rigid identification label. The PARALLEL 10.5 mm CUSTOM rope is packaged individually for a ready-to-go solution.



DURALINE 10.5 mm CUSTOM

High-strength, low stretch kernmantle rope that is customizable and made for work at height, rope access, and rescue

The DURALINE 10.5 mm CUSTOM low stretch kernmantle rope is designed for work at height, rope access, and rescue. Its aramid fiber sheath provides better resistance to abrasion, wear, and heat, than a classic rope. The thin diameter makes it flexible and lightweight. It's equipped with a rigid identification label on the end of the rope for better tracking and durability. The length and packaging are customizable to meet the needs of the user.



AXIS 11 mm CUSTOM

Customizable low stretch kernmantle rope for work at height

Petzl Custom can customize an AXIS 11 mm rope. We offer the choice of color, length (up to 700 meters), and the option to add a manufactured sewn termination to one or both ends. Markings at the end of the rope can also be customized with a heat-shrink cover or laser-marked rigid identification label. The AXIS 11 mm CUSTOM rope is packaged individually for a ready-to-go solution.





VECTOR 12.5 mm CUSTOM

Customizable, high-strength, low stretch kernmantle rope with excellent handling for rescue

Petzl Custom can customize a VECTOR 12.5 mm rope. We offer the choice of color, length (up to 500 meters), and the option to add a manufactured sewn termination to one or both ends. The VECTOR 12.5 mm CUSTOM rope is packaged individually for a ready-to-go solution.

Mobile Fall Arrester Kits



ASAP® KIT CUSTOM

Entirely customizable, pre-assembled, and ready-to-use fall-arrest system

Petzl Custom allows you to customize a complete ASAP KIT fall-arrest system. Depending on your needs and applications, choose from the ASAP or ASAP LOCK fall arresters, as well as the ASAP'SORBER 20, 40 or AXESS energy absorbers. Choice of color and length are offered for the AXIS 11 mm rope, from 5 to 200 meters. You can also choose the type of anchor: open loop sling or anchor strap. The kit is delivered in a yellow BUCKET rope bag that corresponds to the selected rope length for a ready-to-go solution.

ASAP® KIT CUSTOM US

(only available in the United States)

Entirely customizable, pre-assembled, and ready-to-use fall-arrest system

Petzl Custom allows you to customize a complete ASAP KIT fall-arrest system. Depending on your needs and applications, choose from the ASAP or ASAP LOCK fall arresters, as well as the ASAP'SORBER 20, 40 or AXESS energy absorbers. Choice of color and length are offered for the BEAM 11 mm rope, from 5 to 200 meters. You can also choose the type of anchor strap. The kit is delivered in a yellow BUCKET rope bag that corresponds to the selected rope length for a ready-to-go solution.

	References
VERTEX CUSTOM	A010XY
STRATO CUSTOM	A020XY
GRILLON CUSTOM	L052XYXX
JAG RESCUE KIT CUSTOM	K090XY
EXO CUSTOM	D030XYXX
SEGMENT 8 mm CUSTOM	R076DA

	References
PARALLEL 10.5 mm CUSTOM	R077XY
DURALINE 10.5 mm CUSTOM	R075XY
AXIS 11 mm CUSTOM	R074XY
VECTOR 12.5 mm CUSTOM	R078XY01
ASAP KIT CUSTOM NEW 2026	K091XY00
ASAP KIT CUSTOM US NEW 2026	K092XY00



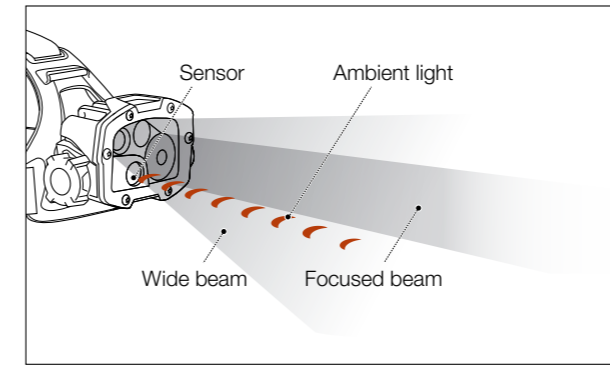
A Range for Every Use

The Petzl headlamp range covers the full spectrum of professional needs, from intensive to occasional use, and for different work environments that require varying degrees of brightness.

Professions	Industry, Maintenance, Inspection, and Rescue	Industry, Energy and Networks, Construction, Maintenance	Workshop, Maintenance, and Stage Work
Frequency of Use	Intensive	Frequent	Occasional to Frequent
User Needs	<ul style="list-style-type: none"> - Very powerful, intelligent lighting - Long burn time - Durable - Waterproof (except SWIFT RL) 	<ul style="list-style-type: none"> - Durable and chemical resistant - Water resistant - Easy to use with gloves - Helmet mounting plate included - Consistent lighting 	<ul style="list-style-type: none"> - Powerful lighting - Lightweight and compact - Easy to use - Durable and water resistant - RGB lighting (RGB versions)
Petzl Solutions	<p>Powerful and Intelligent Headlamps</p>  <p>DUO RL</p>  <p>XENA</p>  <p>SWIFT RL</p>	<p>Compact and Durable Headlamps</p>  <p>PIXA R</p>  <p>PIXA</p>  <p>PIXA Z0</p>	<p>Ultra-Compact and Versatile Headlamps</p>  <p>ARIA 2R NEW 2026</p>  <p>ARIA 2R RGB</p>  <p>ARIA 1R NEW 2026</p>  <p>ARIA 1R RGB</p>  <p>ARIA 2 NEW 2026</p>  <p>ARIA 2 RGB</p>  <p>ARIA 1 NEW 2026</p>  <p>ARIA 1 RGB</p> <hr/> <p>Emergency Headlamp</p>  <p>e+LITE</p>

The Petzl Difference

Intelligent lighting for greater convenience and performance

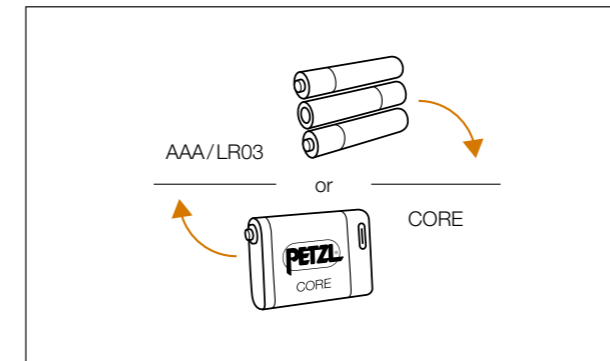


This exclusive technology developed by Petzl instantly provides the right lighting at the right time, without any need for manual operation. Burn time is optimized so you can remain focused on the activity.

- REACTIVE LIGHTING technology offers:
- Intelligent lighting
 - Hands-free lighting for greater convenience and performance
 - Longer burn time

This feature is available in DUO RL and SWIFT RL headlamps.

Choose the battery type that fits your needs



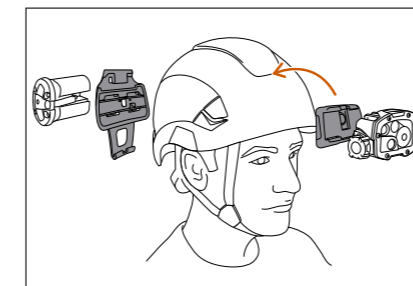
The HYBRID CONCEPT design allows Petzl's compact headlamps to run on either the CORE rechargeable battery or three AAA/LR03 batteries without an adapter. CORE rechargeable battery is an economical solution for frequent and/or intensive use - AAA/LR03 batteries for occasional use with very long burn time



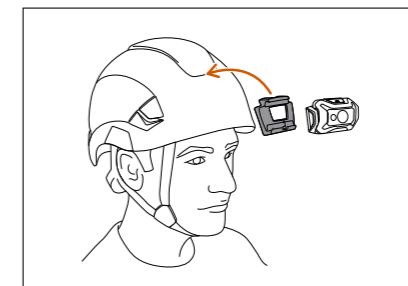
This feature is available in the ARIA and PIXA headlamp ranges.

Compatible with a variety of helmet types

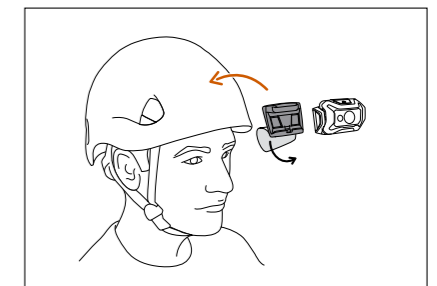
All Petzl headlamps are designed to be worn on the head or mounted on a helmet. Both options allow the headlamp to be tilted:




- On Petzl helmets, using their mounting plates



- On Petzl helmets, using specific mounting plates that are available as accessories



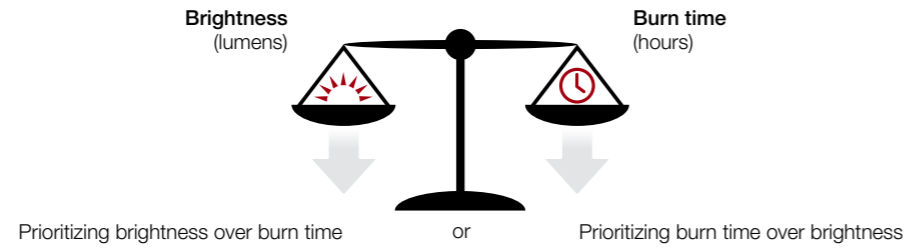
- On other helmets, using adhesive plates that are available as accessories



Brightness and Burn Time

A Question of Balance

Brightness and burn time are two inextricably linked parameters of any headlamp, regardless of its lighting technology. For a given quantity of energy, increasing the brightness automatically decreases burn time, and vice versa.

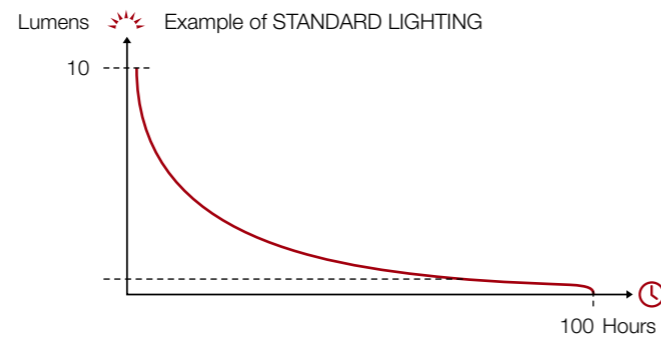


Different Lighting Technologies



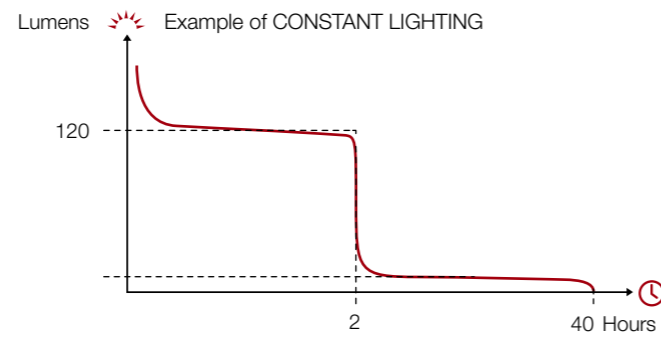
Prioritizing burn time: STANDARD LIGHTING

Brightness decreases gradually as the batteries are drained. This is the most common technology.



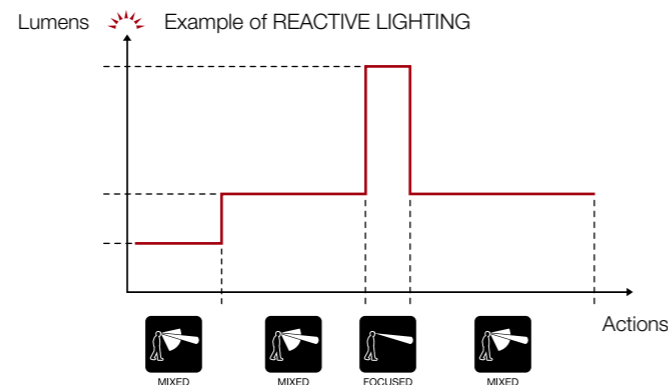
Prioritizing guaranteed brightness over time: CONSTANT LIGHTING

Brightness stays constant as the batteries drain. When the batteries are almost drained, the headlamp switches automatically to reserve lighting, providing reduced brightness with longer burn time.




Optimized lighting performance: REACTIVE LIGHTING®

Brightness varies according to the user's need. Intelligent lighting optimizes battery life, offering longer burn time.




Different Beam Types



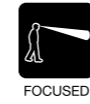
Wide beam

Wide beam designed for proximity lighting to see up close or around your feet. The wide angle provides a very large and comfortable field of view.




Mixed beam

Mixed beam consists of a wide beam and a focused component, allowing both proximity lighting and longer-range vision for moving around.



Narrow beam

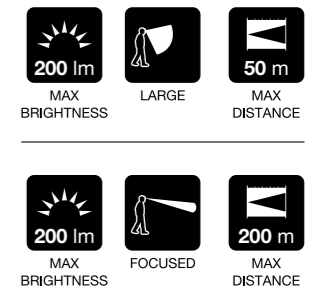
Narrow beam allows focused lighting on a target in order to see objects or people at a distance.



Brightness: the shape of the beam directly affects lighting distance

Lighting distance depends directly on brightness, but mainly on the shape of the beam. In fact, given the same brightness, lighting distance will vary depending on the shape of the beam.

Petzl indicates the different lighting modes available for each headlamp. These modes correspond to specific conditions of use: close-range work, moving around, seeing at a distance.



Lighting performance as defined by the ANSI/PLATO FL 1 protocol

Petzl has chosen to comply with the ANSI (American National Standards Institute) FL 1 protocol to measure and demonstrate the lighting performance of our headlamps. This voluntary move allows users to easily compare the lighting performance of different headlamp models using standardized criteria.

Lighting Performance: How Is It Measured?



Brightness (lumens)

This measurement is taken between 30 and 120 seconds after the headlamp is turned on. It indicates the maximum light output when the lamp is first turned on using new batteries (included).



Burn time (hours)

This is the length of time for which lighting remains optimal, from the moment the lamp is turned on until it drops to 10% of maximum light output. It then switches to reserve lighting.



Lighting distance (meters)

This is the maximum distance between the lamp and the location where only 0.25 lux of illumination remains. The measurement is taken when the lamp is turned on, using new batteries. Lighting distance depends directly on brightness, but mainly on the shape of the beam.



Reserve lighting (outside of the ANSI/PLATO FL 1 protocol)

In addition to these measures, Petzl offers reserve lighting. Reserve lighting provides a minimum light level to be able to move around. However, the lighting may be insufficient for certain activities (such as precision work or inspection).



If an explosion hazard is identified in an environment, the hazardous areas are classified as areas at risk, depending on the prevalence and type of combustible, gas or dust. All of the materials used in these zones must conform with current regulations for this type of zone (ATEX and/or HAZLOC).

The PIXA Z0 was designed to meet the needs of maintenance and industrial professionals working in potentially explosive environments. It has the following certifications: ATEX area 0 (II 1 G Ex ia IIC T4), HAZLOC (Class I Div 1 A, B, C, D T4), and IECEx (Gas: Ex ia IIC T4 Ga). Durable, waterproof, and resistant to certain chemicals, it is ideal for intensive and demanding professional use.

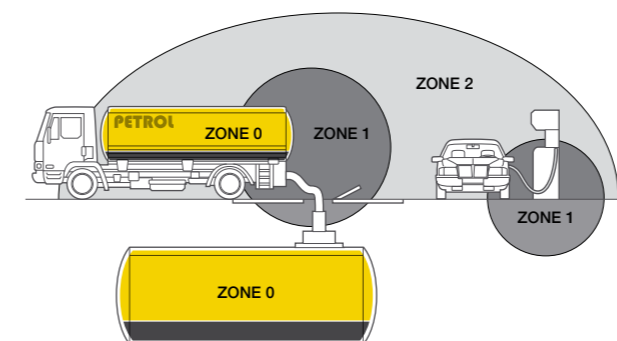


PIXA® Z0

Classification of ATEX / HAZLOC zones

Potentially Explosive Atmosphere	Gas Type Combustible	
	ATEX	HAZLOC
Permanent or Long-Term	ZONE 0	Class I Div 1
Occasional	ZONE 1	Class I Div 1
Accidental	ZONE 2	Class I Div 2

Example of ATEX area (gas type combustible)



For more information on ATEX and HAZLOC regulations, see Petzl.com

How to read an ATEX or HAZLOC marking on the PIXA Z0 headlamp?

	II 1 G	Ex ia	IIC	T4	Ga
HAZLOC	Class I Div 1 A, B, C, D			T4	

ATEX CODING

	II Equipment group	1 Equipment category	G
EU Explosive atmosphere symbol	I: mining	M1: energised	
		M2: de-energised*	
	II: non-mining	1: zone 0	
		2: zone 1	
3: zone 2			
			Gas

* in presence of explosive atmosphere

ELECTRICAL PROTECTION CONCEPTS

Standard IEC/EN	Code	Intrinsic Safety	Zone
60079-11	Ex ia	Intrinsic Safety	0
	Ex ib		1
	Ex ic		2

CSA C22.2 No. 60079-11, UL 60079-11 and UL 913

GAS GROUPS

Gas group	Representative test gas
I	Methane (mining only)
IIA	Propane
IIB	Ethylene
IIC	Hydrogen

Gases are classified according to the ignitability of gas-air mixture. Refer to IEC/EN 60079-20-1 for classification of common gases and vapors.

TEMPERATURE CLASS

T class	Maximum surface temperature
T1	450°C
T2	300°C
T3	200°C
T4	135°C
T5	100°C
T6	85°C

EQUIPMENT PROTECTION LEVEL

Equipment protection level	Zone
ia	0 (Ga)
ib	1 (Gb)
ic	2 (Gc)

HAZLOC CODING

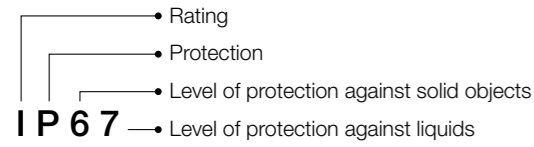
Class	Group	Division	
		1	2
I Gases, vapors, liquids	A: Acetylene	Explosive and always dangerous	Where ignitable concentrations of flammable gases, vapors or liquids are not likely to exist under normal operating conditions.
	B: Hydrogen		
	C: Ether		
	D: Hydrocarbons, fuels, solvents		

Water Resistance and Rating

The IP Protection Index

A headlamp's resistance to solids and/or liquids is indicated by its IP rating. This index classifies the level of protection offered by equipment against intrusions by solids (e.g. dust) and liquids (e.g. water, oil) according to the IEC 60529 standard.

Understanding the protection index



Protection against solid objects	Protection against liquids
X = Not measured	X = Not measured
0 = Not protected	0 = Not protected
1 = Protected against projection of solid objects 50 mm or greater in diameter	1 = Protected against vertically falling water drops
2 = Protected against projection of solid objects 12.5 mm or greater in diameter	2 = Protected against water drops (15° from vertical)
3 = Protected against projection of solid objects 2.5 mm or greater in diameter	3 = Protected against rain (60° from vertical)
4 = Protected against projection of solid objects 1 mm or greater in diameter	4 = Protected against splashing water
5 = Protected against dust (limited ingress, no harmful deposits)	5 = Protected against water jets
6 = Completely protected against dust	6 = Protected against powerful water jets
	7 = Temporary immersion (1 meter deep for 30 minutes)
	8 = Prolonged immersion (deeper than 1 meter for period defined by manufacturer)
	9 = Prolonged immersion (deeper than 1 meter) and protection against pressure-washing

Protection Against External Mechanical Impacts: IK Protection Index

The IK rating, as defined by the IEC 62262 standard, indicates the degree of protection against external mechanical impacts. In other words, the impact resistance of a product. The rating is composed of two numbers, each corresponding to a level of protection.


IK Rating	Impact Energy	Impact Equivalent
	in joules	Equivalent to impact of XX g dropped from XX cm
00	No protection	-
01	0.14 J	140 g - 10 cm
02	0.20 J	200 g - 10 cm
03	0.35 J	200 g - 17.5 cm
04	0.50 J	200 g - 25 cm
05	0.70 J	200 g - 35 cm
06	1 J	200 g - 10 cm
07	2 J	500 g - 20 cm
08	5 J	1700 g - 27.5 cm
09	10 J	5 kg - 20 cm
10	20 J	5 kg - 40 cm





































Choosing a Petzl headlamp means selecting a work tool designed to withstand the most severe conditions of use while providing maximum reliability:

Testing from design to manufacturing

- Each model must pass particularly stringent tests:
- For shock resistance, fall resistance, and crushing (including at low temperatures)
 - For functional reliability (mechanical endurance)
 - Individual inspection and test at the end of the assembly line (final quality check)
 - For water resistance



Headlamp Specifications

																						Certifications				
		ANSI/PLATO FL 1																								
Powerful and Intelligent Headlamps																										
DUO RL		•	-	•	2800 lm	255 m	72 h	•	•	•	•								•	3200 mAh	-	CE	IP67	-	390 g	
XENA		-	•	-	1400 lm	170 m	32 h	•	•	•	•								•	3200 mAh	-	CE	IP67	IK07	185 g	
SWIFT RL		•	-	•	1100 lm	155 m	100 h	•	-	•	•								•	2350 mAh	-	CE	IP54	IK05	110 g	
Compact and Durable Headlamps																										
PIXA R		-	•	-	600 lm	90 m	12 h	•	•	•	•								•	1250 mAh	-	CE	IP68	IK08	130 g	
PIXA		-	•	-	450 lm	80 m	12 h	•	•	•	•							•	-	3 x AAA LR03	-	CE	IP68	IK08	138 g	
PIXA Z0		-	•	-	350 lm	65 m	12 h	•	•	•	-								-	3 x AAA LR03 (1)	-	CE ATEX zone 0 (II 1 G Ex ia IIC T4) HAZLOC (Class I Div 1 A, B, C, D T4) IECEx (Gas : Ex ia IIC T4 Ga)	IP68	IK08	138 g	
Ultra-Compact and Versatile Headlamps																										
ARIA 2R		•	-	-	625 lm	115 m	100 h	•	•	•	-								•	1250 mAh	-	CE	IP67	IK07	95 g	
ARIA 2R RGB																										
ARIA 1R		•	-	-	475 lm	75 m	110 h	•	•	-	-								•	1250 mAh	-	CE	IP67	IK07	94g	
ARIA 1R RGB																										
ARIA 2		•	-	-	450 lm	100 m	100 h	•	•	•	-								•	-	3 x AAA LR03	-	CE	IP67	IK07	106 g
ARIA 2 RGB																										
ARIA 1		•	-	-	350 lm	70 m	110 h	•	•	-	-								•	-	3 x AAA LR03	-	CE	IP67	IK07	105 g
ARIA 1 RGB																										
Emergency Headlamp																										
e+LITE		•	-	-	40 lm	15 m	9 h 30	-	•	-	-								•	-	2 x lithium CR2032	-	CE	IPX7	-	26 g

POWERFUL AND INTELLIGENT HEADLAMPS

Powerful and intelligent headlamps designed for intensive use by maintenance, industrial, or rescue professionals.



DUO RL

Ultra-powerful and rechargeable multi-beam headlamp featuring REACTIVE LIGHTING technology. 2800 lumens



R2



Quick Charger



Extension Cord for Headlamp



PRO ADAPT

XENA

Powerful, rechargeable, lightweight, and balanced headlamp featuring CONSTANT LIGHTING technology. 1400 lumens



R1



R1 Extension Cord



SLOT ADAPT



HELMET ADAPT



UNIADAPT



XENA Spare Headband

SWIFT RL

Compact, powerful, lightweight, and rechargeable headlamp featuring REACTIVE LIGHTING technology. 1100 lumens



SWIFT RL Rechargeable Battery



SLOT ADAPT



HELMET ADAPT



UNIADAPT



POCHE PIXA & SWIFT RL



PRO 28MM Headband



DUO® RL

Ultra-powerful and rechargeable multi-beam headlamp featuring REACTIVE LIGHTING® technology. 2800 lumens

Designed for technical rescue and worksites, the DUO RL rechargeable headlamp provides 2800-lumen brightness. Using REACTIVE LIGHTING technology, a sensor analyzes the ambient light and automatically adjusts brightness to user needs. Manual operation is minimized and burn time is optimized, so the user can remain focused on the activity. The aluminum lamp body provides excellent impact resistance. The DUO RL is waterproof and ideal for use in wet environments. 3200 mAh rechargeable battery.



Longer burn time, greater visual comfort, and less manual operation with REACTIVE LIGHTING mode, which allows the light sensor to automatically adjust brightness and beam pattern, optimizing battery life.



Dustproof and waterproof in up to 3 meters of fresh water for 30 minutes.

▶ DUO RL headlamp



Ultra-bright with 2800 lumens and multi-beam lighting to suit a wide variety of situations.



Aluminum lamp body provides excellent fall, crush, and impact resistance.



▶ XENA headlamp




Powerful and lightweight, XENA casts 1400 lumens at 185 grams. The battery is worn in the rear for a more balanced and comfortable fit.

XENA®

Powerful, rechargeable, lightweight, and balanced headlamp featuring CONSTANT LIGHTING technology. 1400 lumens (BOOSTmode)

Designed for maintenance, industrial, inspection, and technical rescue professionals, the XENA headlamp offers an excellent weight-to-power ratio (185 grams / 1400 lumens). The battery pack is in the rear, making it balanced and comfortable to wear. Durable, it is fall and impact resistant. It is also waterproof and dustproof, making it suitable for various work conditions. Three beam types and five lighting levels provide optimal visual comfort in a variety of situations. CONSTANT LIGHTING technology provides stable lighting intensity over time. It features a rotating knob that is easy to use, even when wearing gloves. Wear the lamp on your head or mounted on a variety of helmet types using compatible accessories for a convenient solution. Rechargeable via USB-C, the 3200 mAh battery is removable and replaceable.



CONSTANT LIGHTING technology provides stable brightness over a given amount of time.

Accessories

Accessories



R2

Rechargeable battery for DUO RL headlamps. 3200 mAh



Quick Charger

EUR/US-compatible quick wall charger for R2 rechargeable battery



Extension Cord for Headlamp

Extension power cable for DUO RL headlamps



PRO ADAPT

Adhesive accessory for mounting a DUO headlamp on a variety of different helmet types



R1

Rechargeable battery for the XENA headlamp. 3200 mAh

The R1 rechargeable battery, 3200 mAh (3.7 V / 11.84 Wh), provides excellent lighting performance for the XENA headlamp, even at low temperatures. It recharges with a USB-C port and has a five-level gauge for precise monitoring of the battery charge level. It is equipped with red lighting for visibility from behind and can be used as a spare battery to charge other electronic devices.



R1 Extension Cord

Extension cord for the XENA headlamp

Extension cord for the XENA headlamp R1 battery, allowing it to be carried separately to reduce weight on the head, as well as preserve battery and headlamp performance when temperatures are low.



SLOT ADAPT

Plate for mounting a XENA headlamp on a Petzl helmet

Plate for mounting a XENA headlamp on a Petzl VERTEX or STRATO helmet, maintaining the ability to tilt the headlamp.



HELMET ADAPT

Adhesive plate for mounting a XENA headlamp on a helmet

Adhesive plate for mounting a headlamp on a helmet, maintaining the ability to tilt the headlamp.



UNI ADAPT

Adhesive clip for mounting a Petzl headlamp on a variety of helmet types (pack of 4)



XENA® Spare Headband

Spare headband for the XENA headlamp

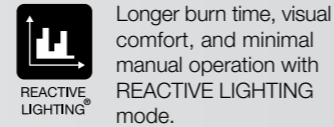
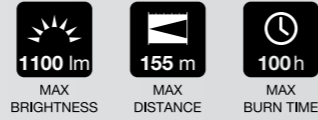
Powerful and Intelligent Headlamps



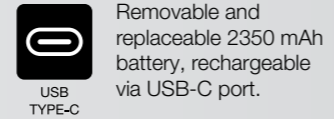
SWIFT® RL

Compact, powerful, lightweight, and rechargeable headlamp featuring REACTIVE LIGHTING® technology. 1100 lumens

Designed for maintenance, inspection, and rescue professionals, the rechargeable SWIFT RL headlamp offers 1100 lumens of brightness at only 110 grams. Using REACTIVE LIGHTING technology, a sensor analyzes the ambient light and automatically adjusts brightness to user needs. Manual operation is minimized and burn time is optimized, so the user can remain focused on the task. The mixed beam provides visual comfort for a variety of work situations. Easy to use, with a single button for controlling all lamp functions. Wear the lamp on your head or mounted on a helmet using compatible accessories for a convenient solution. Rechargeable via USB-C, the 2350 mAh battery is removable and replaceable.



Longer burn time, visual comfort, and minimal manual operation with REACTIVE LIGHTING mode.



Removable and replaceable 2350 mAh battery, rechargeable via USB-C port.



Powerful and lightweight: 1100 lumens at only 110 g.



The five-level gauge allows precise monitoring of the battery charge level.

Accessories



SWIFT® RL Rechargeable Battery

Rechargeable battery for the SWIFT RL headlamp. 2350 mAh

The 2350 mAh (3.7 V / 8.69 Wh) rechargeable battery for the SWIFT RL headlamp can be recharged via USB-C port and has a battery charge indicator.



SLOT ADAPT

Plate for mounting a SWIFT RL headlamp on a Petzl helmet

Plate for mounting a SWIFT RL headlamp on a Petzl VERTEX or STRATO helmet, maintaining the ability to tilt the headlamp.



HELMET ADAPT

Adhesive plate for mounting a SWIFT RL headlamp on a helmet

Adhesive plate for mounting a headlamp on a helmet, maintaining the ability to tilt the headlamp.



UNI ADAPT

Adhesive clip for mounting a Petzl headlamp on a variety of helmet types (pack of 4)



POCHE PIXA® & SWIFT® RL

Carry pouch for PIXA and SWIFT RL headlamps



**PRO 28MM Headband
Spare Headband for SWIFT RL**

	Certifications	REACTIVE LIGHTING®	CONSTANT LIGHTING	STANDARD LIGHTING	Lighting Colors	Lighting Modes	ANSI/PLATO FL 1			Weight
							MAX BRIGHTNESS	MAX DISTANCE	MAX BURN TIME	
 DUO RL E103AA0	CE	-	-	-	White	Close-Range Work (1)	25 - 120 lm	18 m	24 - 72 h	390 g
						Movement (1)	50 - 250 lm	32 m	12 - 38 h	
						Rapid Movement (1)	100 - 550 lm	75 m	6 - 24 h	
						Maximum Power (1)	150 - 2800 lm	255 m	1h30 - 18 h	
						Focused (1)	100 - 900 lm	235 m	3 - 24 h	
						Close-Range Work (1)	80 lm	16 m	24 h	
						Movement (1)	200 lm	32 m	12 h	
						Rapid Movement (1)	450 lm	70 m	6 h	
						Maximum Power (1)	1800 lm	200 m	1 h 30	
						Focused (1)	700 lm	230 m	3 h	
Survival Mode: Low	20 lm	8 m	72 h							
Survival Mode: High	100 lm	26 m	24 h							
 XENA E004BA00	CE	-	•	-	White	Close-Range Work	45 lm	20 m	32 h	185 g
						Proximity	150 lm	40 m	10 h	
						Movement	225 lm	65 m	6h30	
						Rapid Movement	420 lm	100 m	3h20	
						Distance Vision	450 lm	125 m	3 h	
						BOOST	1400 lm	170 m	10 s	
						Reserve Lighting	15 lm for 2 h			
						Continuous	1 lm	1 m	75 h	
						Strobe	Visible at 200 m for 250 h			
						 SWIFT RL E810AB00	CE	-	-	
Proximity	25 - 275 lm	75 m	7 - 45 h							
Movement	30 - 1100 lm	155 m	2 - 35 h							
Distance Vision	25 - 600 lm	150 m	4 - 50 h							
Close-Range Work	10 lm	12 m	100 h							
Proximity	160 lm	50 m	7 h							
Movement	700 lm	115 m	2 h							
Distance Vision	280 lm	95 m	4 h							
Reserve Lighting	10 lm for 2 h									
Continuous	4 lm	6 m	50 h							
Strobe	Visible at 150 m for 300 h									

(1) Factory setting, programmable by user.

Accessories		Weight
R2	E103CA00	168 g
Quick Charger	E55800 E55800 UK	145 g
Extension Cord for Headlamp	E55950	75 g
PRO ADAPT	E80004	48 g
SLOT ADAPT	E073BA00	11 g
Spare DUO headband	E51999	-

		Weight
R1	E037AA00	80 g
R1 Extension Cord	E105BA00	45 g
XENA Spare Headband	E007CA00	185 g
HELMET ADAPT	E073AB00	20 g
UNI ADAPT	E000BA00	10 g
SWIFT RL Rechargeable Battery	E092DB00	50 g
POCHE PIXA & SWIFT RL	E78001	44 g
PRO 28MM Headband	E092FB00	26 g

COMPACT AND DURABLE HEADLAMPS

Headlamps designed for frequent use, for the energy and networks, and building and maintenance markets.



PIXA R

Compact, durable, waterproof, and rechargeable headlamp designed for demanding environments. 600 lumens (BOOST mode)



PIXA

Compact, durable, and waterproof headlamp designed for demanding environments. 450 lumens (BOOST mode)



PIXA Z0

Compact, durable, and waterproof headlamp designed for potentially explosive environments. 350 lumens (BOOST mode)



Accessories



CORE PRO



Charging Cable for CORE PRO



SLOT ADAPT



HELMET ADAPT



RUBBER EX



Headband PIXA Z0 EX



PRO 28MM Headband

Headlamps designed for frequent to intensive use by professionals working in demanding environments in the maintenance industry.

• Versatile lighting



CONSTANT LIGHTING

CONSTANT LIGHTING technology offers a constant level of brightness throughout the duration of use, helping to reduce visual fatigue for the user. When the batteries are almost drained, the headlamp switches automatically to reserve lighting, providing reduced brightness with longer burn time.



BOOST MODE

PIXA headlamps have a BOOST mode that can be used at any time for the occasional need for maximum brightness.

• Waterproof, robust and durable



PIXA headlamps are waterproof (IP 68), durable (IK 08), crush (80 kg), fall, and impact resistant, as well as resistant to certain chemicals, to adapt to demanding work conditions for industrial and maintenance professionals.



• Practical



All lamp functions are accessible with the rotating selector knob. It can conveniently be operated while wearing gloves. The selector knob is on the side of the headlamp, so it can be used without dirtying the optical lens.



When not in use and for safe storage, the headlamp features a 180° rotation system that can be locked in place to protect the lens.



PIXA headlamps can be easily mounted on Petzl professional helmets with the included SLOT ADAPT plate. They can also be mounted on a variety of other helmets with the HELMET ADAPT adhesive plate (available as an accessory).

• For demanding environments



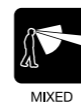

Rechargeable, the PIXA R comes with the CORE PRO battery and a charging cable.



LARGE MIXED FOCUSED



The PIXA features the HYBRID CONCEPT design and comes with 3 standard batteries.

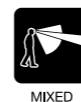



LARGE MIXED FOCUSED

• For potentially explosive and demanding environments



PIXA Z0 has the following certifications: ATEX zone 0 (II 1 G Ex ia IIC T4), HAZLOC (Class I Div 1 A, B, C, D T4), and IECEx (Gas: Ex ia IIC T4 Ga).



LARGE MIXED



PIXA headlamps

PIXA® R

Compact, durable, waterproof, and rechargeable headlamp designed for demanding environments. 600 lumens (BOOST mode)

The PIXA R was designed to meet the needs of maintenance and industrial professionals. Durable, waterproof, and resistant to certain chemicals, it is ideal for intensive and demanding professional use. The PIXA R is convenient and can easily be installed on a helmet with the included SLOT ADAPT plate. It's easy to use, with a single selector knob that controls all functions. The rotating selector knob can be used while wearing gloves. Rechargeable, the PIXA R comes with the CORE PRO rechargeable battery (1250 mAh). It's removable and can be switched out in order to continue working. Featuring CONSTANT LIGHTING technology, it provides a constant level of brightness. Casting 600 lumens in BOOST mode and three beam types (wide, mixed, and focused), the PIXA R adapts to a variety of work situations. The PIXA R should not be used in a potentially explosive atmosphere.

PIXA®

Compact, durable, and waterproof headlamp designed for demanding environments. 450 lumens (BOOST mode)

The PIXA was designed to meet the needs of maintenance and industrial professionals. Durable, waterproof, and resistant to certain chemicals, it is designed for intensive and demanding professional use. Convenient, the PIXA can easily be installed on a helmet with the included SLOT ADAPT plate. It's easy to use, with a single selector knob that controls all functions. The rotating selector knob can be used while wearing gloves. Featuring CONSTANT LIGHTING technology, it provides a constant level of brightness. Casting 450 lumens in BOOST mode and three beam types (wide, mixed, and focused), PIXA adapts to a variety of work situations. The PIXA should not be used in a potentially explosive atmosphere.

PIXA® Z0

Compact, durable, and waterproof headlamp designed for potentially explosive environments. 350 lumens (BOOST mode)

The PIXA Z0 was designed to meet the needs of maintenance and industrial professionals working in potentially explosive environments. It has the following certifications: ATEX area 0 (II 1 G Ex ia IIC T4), HAZLOC (Class I Div 1 A, B, C, D T4), and IECEx (Gas: Ex ia IIC T4 Ga). Durable, waterproof, and resistant to certain chemicals, it is ideal for intensive and demanding professional use. The PIXA Z0 is convenient and can easily be installed on a helmet with the included SLOT ADAPT plate. It's easy to use, with a single selector knob that controls all functions. The rotating selector knob can be used while wearing gloves. Featuring CONSTANT LIGHTING technology, it provides a constant level of brightness. Casting 350 lumens in BOOST mode and two beam types (wide, mixed), the PIXA Z0 adapts to a variety of work situations.

Compact and Durable Headlamps

Accessories



CORE PRO

Rechargeable battery compatible with the PIXA R headlamp. 1250 mAh

High-capacity 1250 mAh (3.6 V / 4.5 Wh) lithium-ion rechargeable battery for the PIXA R headlamp. It provides excellent lighting performance, even at low temperatures. It can be recharged without being removed from the headlamp, or externally, via external charging contact points and its charging cable. The CORE PRO rechargeable battery offers an economical solution as the main power supply or as a backup battery.



Charging Cable for CORE PRO CORE PRO Battery Charging Cable



SLOT ADAPT

Plate for mounting a PIXA headlamp on a Petzl helmet

Plate for mounting a headlamp from the PIXA range on a Petzl VERTEX or STRATO helmet, maintaining the ability to tilt the headlamp.



HELMET ADAPT

Adhesive plate for mounting a PIXA headlamp on a helmet

Adhesive plate for mounting a headlamp on a helmet, maintaining the ability to tilt the headlamp.



RUBBER EX

Rubber headband for the PIXA headlamp, compatible with a variety of helmet types

The RUBBER EX headband adapts to a variety of helmets on the market and holds a PIXA headlamp securely in place.



PIXA® Z0 EX Headband

Spare headband for the PIXA Z0 headlamp

Spare headband for the PIXA Z0 headlamp, designed for use in potentially explosive environments.



PRO 28MM Headband

Spare headband for PIXA R and PIXA headlamps



© 2024 Petzl Distribution - Rémi Flament - Novatlas

	Certifications	CONSTANT LIGHTING	Lighting Modes	ANSI/PLATO FL 1			Weight
				MAX BRIGHTNESS	MAX DISTANCE	MAX BURN TIME	
 PIXA R E120CA00	CE	•	Close-Range Work	45 lm	15 m	12 h	130 g
			Movement	90 lm	30 m	6 h	
			Rapid Movement	250 lm	50 m	2 h	
			Distance Vision	250 lm	65 m	2 h	
			BOOST	600 lm	90 m	10 s	
Reserve Lighting	15 lm for 2 h						
 PIXA E120AA00	CE	•	Close-Range Work	35 lm	10 m	12 h	138 g
			Movement	60 lm	25 m	6 h	
			Rapid Movement	145 lm	40 m	2 h	
			Distance Vision	140 lm	50 m	2 h	
			BOOST	450 lm	80 m	10 s	
Reserve Lighting	15 lm for 2 h						
 PIXA Z0 E120BA00	CE ATEX zone 0 (II 1 G Ex ia IIC T4) HAZLOC (Class I Div 1 A, B, C, D T4) IECEX (Gas : Ex ia IIC T4 Ga)	•	Close-Range Work	30 lm	10 m	12 h	138 g
			Movement	50 lm	25 m	6 h	
			Rapid Movement	130 lm	40 m	2 h	
			BOOST	350 lm	65 m	8 s	
			Reserve Lighting	15 lm for 2 h			

Accessories		Certifications	Weight
CORE PRO	E132AA00	CE	25 g
Charging Cable for CORE PRO	E131AA00	CE	30 g
SLOT ADAPT	E073BA00	-	11 g
HELMET ADAPT	E073AB00	-	20 g
RUBBER EX	E130BA00	IEC 60079-0	35 g
Headband PIXA Z0 EX	E130AA00	IEC 60079-0	20 g
PRO 28MM Headband	E092FB00	-	26 g

Lighting specifications are subject to change: check Petzl.com

ULTRA-COMPACT AND VERSATILE HEADLAMPS

Ultra-compact and versatile headlamps designed for occasional or frequent use by tradespeople, maintenance professionals, or stage workers.



ARIA 2R / ARIA 2R RGB

Ultra-compact, rechargeable, durable, and waterproof headlamp, designed for proximity lighting and movement. 625 lumens

ARIA 2R

NEW 2026



ARIA 2R RGB



ARIA 1R / ARIA R RGB

Ultra-compact, rechargeable, durable, and waterproof headlamp, designed for proximity lighting. 475 lumens

ARIA 1R

NEW 2026



ARIA 1R RGB



ARIA 2 / ARIA 2 RGB

Ultra-compact, durable, and waterproof headlamp, designed for proximity lighting and movement. 450 lumens

ARIA 2

NEW 2026



ARIA 2 RGB



ARIA 1 / ARIA 1 RGB

Ultra-compact, durable, and waterproof headlamp, designed for proximity lighting. 350 lumens

ARIA 1

NEW 2026



ARIA 1 RGB



Accessories

NEW 2026



CORE



SLOT ADAPT



HELMET ADAPT



UNIADAPT

NEW 2026



NVG ADAPT



Spare Headband for ARIA

NEW 2026



SHELL PRO


Emergency Headlamp

e+LITE

Ultra-compact emergency headlamp. 40 lumens



• Ultra-compact



Ultra-compact, ARIA headlamps can be easily stored in a toolbox.

• Waterproof and durable



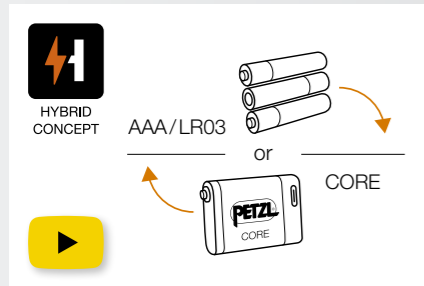
ARIA headlamps are designed to meet the needs of professionals: waterproof (IP67), impact resistant (IK07), and fall resistant up to 2 meters.

• Easy to use

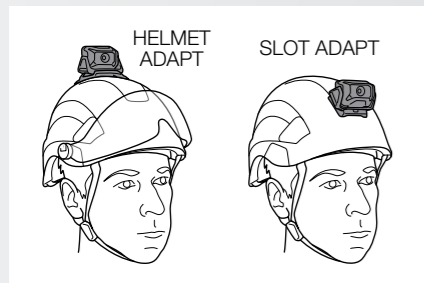


The single button on ARIA headlamp allows you to access every lamp function: on/off, lighting levels, lighting colors (black version only), lock, and battery level.

• Practical



The HYBRID CONCEPT design allows the headlamps to function with standard AAA/LR03 batteries or with a CORE rechargeable battery. The headlamp automatically detects the energy source and optimizes lighting performance. With a rechargeable CORE battery, the lamp provides more brightness when it is turned on and throughout the duration of use.



The headband allows ARIA headlamps to be worn on the head or around the neck. They can also be mounted on a helmet, with mounts available as accessories: HELMET ADAPT (compatible with a variety of helmet types) and SLOT ADAPT (for helmets with compatible slots).

• Rechargeable: for frequent use

Wide and mixed beam




ARIA® 2R / ARIA® 2R RGB

Ultra-compact, rechargeable, durable, and waterproof headlamp, designed for proximity lighting and movement. 625 lumens

The ARIA 2R was designed to meet the frequent and demanding needs of tradespeople and maintenance professionals. Ultra compact, durable, waterproof and dustproof, it's suitable for various work conditions. Rechargeable, the ARIA 2R comes with the CORE rechargeable battery. With its HYBRID CONCEPT design, it is also compatible with three standard batteries. Easy to use, with a single button for controlling all lamp functions. The wide, uniform beam provides comfortable proximity lighting and the mixed beam makes moving around easier. It is convenient and can be worn on the head, around the neck, and on different types of helmets, using mounting plates that are available as accessories. The RGB version features red/green/blue lighting.

Wide beam



ARIA® 1R / ARIA® 1R RGB

Ultra-compact, rechargeable, durable, and waterproof headlamp, designed for proximity lighting. 475 lumens

The ARIA 1R was designed to meet the frequent and demanding needs of tradespeople and maintenance professionals. Ultra compact, durable, waterproof and dustproof, it's suitable for various work conditions. Rechargeable, the ARIA 1R comes with the CORE rechargeable battery. With its HYBRID CONCEPT design, it is also compatible with three standard batteries. Easy to use, with a single button for controlling all lamp functions. The uniform wide beam offers comfortable close-range vision. It is convenient and can be worn on the head, around the neck, and on different types of helmets, using mounting plates that are available as accessories. The RGB version features red/green/blue lighting.

• With batteries: for occasional use

Wide and mixed beam




ARIA® 2 / ARIA® 2 RGB

Ultra-compact, durable, and waterproof headlamp, designed for proximity lighting and movement. 450 lumens

ARIA 2 was designed to meet the occasional but demanding needs of tradespeople and maintenance professionals. Ultra compact, durable, waterproof and dustproof, it's suitable for various work conditions. Easy to use, with a single button for controlling all lamp functions. The wide, uniform beam provides comfortable proximity lighting and the mixed beam makes moving around easier. It is convenient and can be worn on the head, around the neck, and on different types of helmets, using mounting plates that are available as accessories. ARIA 2 comes with three standard batteries and is also compatible with the CORE rechargeable battery, with its HYBRID CONCEPT design. The RGB version features red/green/blue lighting.

Wide beam



ARIA® 1 / ARIA® 1 RGB

Ultra-compact, durable, and waterproof headlamp, designed for proximity lighting. 350 lumens

ARIA 1 was designed to meet the occasional but demanding needs of tradespeople and maintenance professionals. Ultra compact, durable, waterproof and dustproof, it's suitable for various work conditions. Easy to use, with a single button for controlling all lamp functions. The uniform wide beam offers comfortable close-range vision. It is convenient and can be worn on the head, around the neck, and on different types of helmets, using mounting plates that are available as accessories. ARIA 1 comes with three standard batteries and is also compatible with the CORE rechargeable battery, with its HYBRID CONCEPT design. The RGB version features red/green/blue lighting.

Ultra-Compact and Versatile Headlamps

Accessories

NEW 2026



CORE

Rechargeable battery compatible with Petzl headlamps featuring the HYBRID CONCEPT design. 1250 mAh

High-capacity 1250 mAh (3.6 V / 4.5 Wh) lithium-ion rechargeable battery for Petzl headlamps featuring the HYBRID CONCEPT design: the ARIA range and the PIXA headlamp. It provides excellent lighting performance, even at low temperatures. It recharges directly with the integrated USB-C port. The CORE rechargeable battery offers an economical solution as the main power supply or as a backup battery.

▶



SLOT ADAPT

Plate for mounting an ARIA headlamp on a Petzl helmet

Plate for mounting a headlamp from the ARIA range on a Petzl VERTEX or STRATO helmet, maintaining the ability to tilt the headlamp.



HELMET ADAPT

Adhesive plate for mounting an ARIA headlamp on a helmet

Adhesive plate for mounting a headlamp on a helmet, maintaining the ability to tilt the headlamp.



UNI ADAPT

Adhesive clip for mounting a Petzl headlamp on a variety of helmet types (pack of 4)

NEW 2026



NVG ADAPT

Plate for mounting an ARIA headlamp on a helmet with an NVG system

The NVG ADAPT plate allows the ARIA headlamp to be mounted on a helmet that is equipped with an NVG mounting system (night vision goggles). With this plate, the headlamp can be oriented in the desired direction.



Spare Headband for ARIA®

Replacement headband for headlamps from the ARIA range.

NEW 2026



SHELL PRO

ARIA headlamp case

Headlamp case for ARIA storage and transport.

Emergency Headlamp



40 lm
MAX BRIGHTNESS

15 m
MAX DISTANCE

9 h 30
MAX BURN TIME



Continuous or strobe lighting (white or red) allows you to be seen and to signal an emergency.

e+LITE®

Ultra-compact emergency headlamp. 40 lumens

Ultra-lightweight and highly compact, the e+LITE emergency headlamp is the one to always have with you. With a carrying case, it's always ready to use and can be stored with its batteries for ten years in a backpack, vest, or emergency kit, or used as a backup headlamp. It casts 40 lumens of continuous or strobe, white or red lighting, so you can be seen. The whistle integrated in the elastic headband allows the user to signal an emergency. Weighing only 26 grams, e+LITE is an ideal emergency headlamp.

	Certifications	Lighting Colors	Lighting Modes	ANSI / PLATO FL 1			Weight
				MAX BRIGHTNESS	MAX DISTANCE	MAX BURN TIME	
<p>ARIA 2R E070CA00</p> <p>NEW 2026</p>	CE	White	MAX BURN TIME	7 lm	10 m	100 h	95 g
			STANDARD	100 lm	60 m	7 h	
			MAX POWER	625 lm	115 m	2 h	
			Reserve Lighting	2 h			
<p>ARIA 2R RGB E070DA00</p>	RGB Version Red Green Blue	Continuous	4 lm	5 m	50 h		
		Strobe	Visible at 700 m for 300 h				
<p>ARIA 1R E069CB00</p> <p>NEW 2026</p>	CE	White	MAX BURN TIME	7 lm	10 m	110 h	94 g
			STANDARD	100 lm	45 m	7 h	
			MAX POWER	475 lm	75 m	2 h	
			Reserve Lighting	2 h			
<p>ARIA 1R RGB E069DB00</p>	RGB Version Red Green Blue	Continuous	4 lm	5 m	50 h		
		Strobe	Visible at 700 m for 300 h				
<p>ARIA 2 E070AB00</p> <p>NEW 2026</p>	CE	White	MAX BURN TIME	7 lm	10 m	100 h	106 g
			STANDARD	100 lm	60 m	10 h	
			MAX POWER	450 lm	100 m	2 h	
			Reserve Lighting	20 h			
<p>ARIA 2 RGB E070BB00</p>	RGB Version Red Green Blue	Continuous	4 lm	5 m	50 h		
		Strobe	Visible at 700 m for 300 h				
<p>ARIA 1 E069AB00</p> <p>NEW 2026</p>	CE	White	MAX BURN TIME	7 lm	10 m	110 h	105 g
			STANDARD	100 lm	45 m	12 h	
			MAX POWER	350 lm	70 m	2 h	
			Reserve Lighting	20 h			
<p>ARIA 1 RGB E069BB00</p>	RGB Version Red Green Blue	Continuous	4 lm	5 m	50 h		
		Strobe	Visible at 700 m for 300 h				

Emergency Headlamp							
<p>e+LITE E02 P4</p>	CE	White	Proximity	20 lm	13 m	9 h 30	26 g
			Movement	40 lm	15 m	3 h	
			Strobe	Visible at 100 m for 95 h			
			Red	Proximity	Visible at 100 m for 15 h		
Strobe	Visible at 100 m for 70 h						

Accessories	Weight
NEW 2026 CORE	E099EB00 25 g
SLOT ADAPT	E073BA00 11 g
HELMET ADAPT	E073AB00 20 g
UNI ADAPT	E000BA00 10 g
NEW 2026 NVG ADAPT	E073CA00 14 g
Spare Headband for ARIA	E068BA01 24 g
NEW 2026 SHELL PRO	E073DA00 58 g



© Sam Bié

Climbing

Whether climbing at a crag or on an indoor wall, Petzl is constantly imagining new solutions for dedicated climbers, or for those simply seeking a moment to recreate and be social.



© Alex Lopez

Caving

Petzl's roots are in subterranean exploration! For over 50 years, since the development of our very first headlamps, rope clamps and descenders, we have shared a profound connection with explorers of the deep.



© Sam Bié

Canyoning

A combination of hiking, climbing, and swimming in whitewater, canyoning has become a major outdoor activity in recent years, even outside the summer season.



© Sam Bié

Via Ferrata

Via ferrata is the most approachable way to discover the vertical environment, via a route made of cables, ladders, and steps on a rock wall. It's a wonderful introduction to more technical pursuits.



© Mathis Dumas

Ice Climbing

Ice climbing is very technical and requires highly specialized equipment. Gullies, couloirs, icefalls: climbing these ephemeral formations always brings an extra bit of adventure.



© Vuedici.org

After Dark Outdoor Activities


Disconnect from everyday life and get back to nature for an evening or a weekend. Make your days longer; stargaze, observe the wildlife, or simply share a moment around a campfire with family or friends.



© Peignée Verticale

Mountaineering

Deploy every technique for progression on snow, ice, or rock. Put your skills to the test and choose the right gear. Do whatever it takes to reach the summit and find your limit.



© Marc Daviet

Night Running

Get out of the house, hit the trails or run the city streets. Running gives you a fresh perspective on your daily life, whether your goal is to spend time in nature or push your limits in training.



© James Roh

Tactical, Special Forces


Tactical operations in a hostile environment require maximum safety in every situation, so being able to count on the quality and performance of the equipment is essential.



Exploring New Horizons

The Petzl Foundation's mission is to support and initiate public interest projects through its activities in mountainous and vertical domains; projects that help bring balance to humankind's place in its natural, cultural, and economic environments. The foundation supports non-profit organizations through financial and equipment grants, as well as consultation and training.

Our courses of action:



Prevent accidents in vertical environments



Encourage mountain exploration



Support ecological transition in mountainous areas

"Professionals of the Void" — Working High Off the Ground


In 1979, high mountain guide René Desmaison published an autobiography about his career and his personal commitments, titled *Professionnel du vide* ("Professional of the Void"). Renowned for his many first ascents, the French mountaineer shared his life story — one shaped by commitment and pushing human limits in mountains all over the world. Today, "professionals of the void", or those who work at height, often hanging in free space, are more often found on urban infrastructure, ski lifts, and industrial buildings than on north faces or cliffs in the Verdon Gorge. In France, there are now over 15,000 rope access technicians, compared to fewer than 2,000 mountain guides and 6,000 climbing instructors.

Rope access workers operate in high-risk environments every day. The work demands physical fitness and a level of vigilance that few other professions require. While many are passionate about their work, they know all too well that it is among the most grueling and hazardous professions (1).

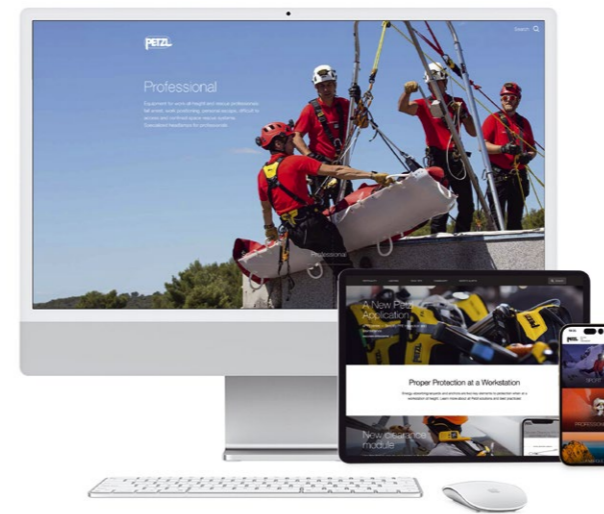
To better understand their working conditions and improve the prevention of occupational injuries and accidents, the Petzl Foundation has supported several research programs. In 2024, a team of researchers from Lyon worked to measure the mechanical, physiological, and psychological stresses faced by these professionals on the job. Their findings build on an initial report published in 2017 on rope access worker injuries. The results of these studies are available on our website in both French and English (2).

Beyond research efforts, we also support organizations that rely on rope access work to carry out their missions. In 2024, we helped equip volunteers from the *Corps Mondial de Secours*, an NGO specializing in search and rescue operations for victims of natural disasters.

1. Workers at height (across all sectors), deep-sea fishermen, and high mountain guides are among the most dangerous professions in France.
2. https://www.petzl.com/fondation/s/mieux-connaître-blessures-cordiste?language=en_US
The Conservatory of Natural Areas of Isère, France, also received a donation of equipment for working at height, enabling them to carry out biodiversity surveys in hazardous environments to help protect endangered species.



See all Petzl Foundation projects



www.petzl.com

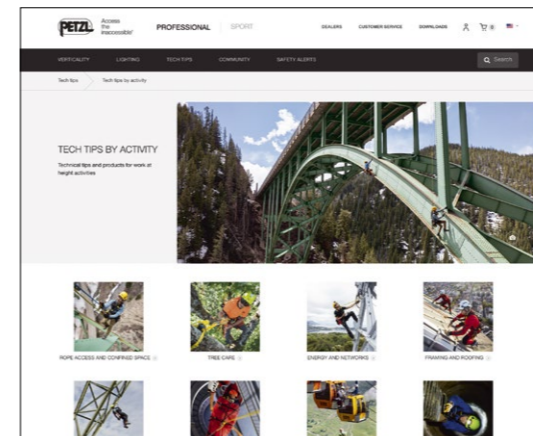
The site for professionals working at height and in dark environments.

- Discover Petzl's solutions for verticality and lighting
- Check out tips and technical information on best practices for using Petzl products
- Find all the Petzl news and reports on various trades: videos, news, portraits, and events

Pages to explore

Beyond our product offerings, Petzl offers a wide range of technical information: Instructions for Use, tech tips, PPE inspection records, and more. Discover all the content pages on our website. Whether you are novice or expert in your field, Petzl shares its technical expertise to help you work more safely and efficiently.

- On our product pages, you will find:
- Instructions for Use: they are the base of our technical information and provide the essentials for using your products. Remember to read them before using your products.
 - Technical tips, "by Petzl". They contain information complementary to the Instructions for Use: test results, feedback, and technical videos. Documents with all you need to know about your products!
 - Documents and procedures for PPE inspection: use them when you inspect your PPE.



Find us on:



Subscribe to our newsletter and stay connected!

Find a Petzl dealer

© Petzl Distribution 2025



Headquarters: Petzl Distribution, Z.I. Crolles, 38920 CROLLES, FRANCE

Graphic design:
Pierre Bena design - www.pierbenadesign.com
Product photos (non-contractual photos): © Petzl Distribution
Kalice - www.kalice.fr
Aurélie Jeannette, Photographer - www.aureliejeannette.com
Yannick Siegel

Digital Publication: Fluidbook.com